



SHAPING SKYLINES SINCE 1974

45TH ANNIVERSARY

S

STEELER

CONSTRUCTION SUPPLY

SEATTLE | TACOMA | SPOKANE | REDMOND | PORTLAND | TIGARD | SACRAMENTO | NEWARK | BAKERSFIELD | SAN DIEGO | PHOENIX | TUCSON | BELGRADE | DELTA

STEELEER

PRODUCT CATALOG

SHAPING SKYLINES SINCE 1974

Angle, Screws
Pony Wall Studs
Custom Brake Shapes
Steeler Smooth Products
Hanger Wire, Shaftwall Systems
Slotted Track & Steeler Slotted Stud™
Steel Studs & Track, Steeler Floor Joists
CRC, RC1, DWVC, and Z Furring Channel

MANUFACTURER

DISTRIBUTOR

Steeler-Engineered Fasteners
Tools & Replacement Parts
Insulation, Corner Bead
Gypsum Board, Mud
Dropped Ceilings



CONTENTS

STEELER PROFILE

Manufacturing & Distribution	Inner Front Cover
01. About Us	8
02. Project Spotlights	10

PRODUCTS

03. STEEL FRAMING 12

03.01 Part Numbers & Specifications	14	03.16 DWC	24
03.02 Studs & Joists	16	03.17 RC1	25
03.03 Slotted Stud	17	03.18 C-H Studs	26
03.04 FasTab	18	03.19 J-Track	27
03.05 Knotched Track	18	03.20 I-Stud	27
03.06 Track	19	03.21 JL Track	27
03.07 Slotted Track	20	03.22 Ponywall Supports	28
03.08 Drift	20	03.23 Smooth Products	29
03.09 Rake	21	03.24 Pre-Insulated Envirobeam	30
03.10 Fire Track Blocking	21	03.25 Ready Track	30
03.11 Custom Brake Shapes	22	03.26 Radius Track	31
03.12 Angle	23	03.27 The Steel Network	32
03.13 Z Furring	23	03.28 Simpson Strong-Tie	33
03.14 Flat Stock	23	03.29 ASTM Codes	34
03.15 CRC	24		

04. INTERIOR FINISHING 36

04.01 Gypsum: Georgia Pacific	38	04.04 Bead: Award Metals	44
Panel Rey	38	Phillips	46
National Gypsum	39	Trim-Tex	47
QuietRock	39	04.05 Hanger Wire: Steeler	48
04.02 Mud: MURCO	40	04.06 Accessories: Ramboard	50
Hamilton/Westpac	41	Steeler	50
04.03 Insulation: Knauf	42	Trimaco	51
Owens Corning	43		

SUPPORT

Alphabetized Product Index	90
07. Industry Resources	94
08. Careers	96
Locations & Contact Information	Inner Back Cover

05. FASTENERS 52

05.01 Steeler Screws: Phillips Head	54
Hex Head	55
Drywall	56
Specialty	57
5# Pails	58
Collated	59
05.02 Ramset	60
05.03 Simpson Strong-Tie	63

06. TOOLS & ACCESSORIES 64

06.01 Adapa	66	06.15 MSA	78
06.02 Armor Tool	67	06.16 OSI	78
06.03 Dewalt	67	06.17 Pacific Handy Cutter	79
06.04 Edge	72	06.18 Pacific Laser Systems	79
06.05 Empire	72	06.19 Ramset	80
06.06 ERB	73	06.20 Rotozip	81
06.07 Falcon	73	06.21 Seymour	82
06.08 Irwin	74	06.22 Simpson Strong-Tie	82
06.09 JL Industries	74	06.23 Southwire	83
06.10 Johnson Abrasives	75	06.24 Steeler	84
06.11 Keson	75	06.25 ToolPro	86
06.12 Kett	76	06.26 Walboard	87
06.13 Komelon	76	06.27 Zipwall	88
06.14 Louisville	77	06.28 3M	89



WELCOME!

5% DISCOUNT

**ON FIRST ORDER OVER \$25K
FOR ALL NEW CREDIT ACCOUNTS!**

SHAPING SKYLINES SINCE 1974

01.

The American Dream

In 1974, American veteran, Matt Surowiecki Sr., founded Steeler Inc. from humble beginnings.

Steeler emerged as a small business operating out of the back of a station wagon. After hiring a dedicated team and developing manufacturing capabilities, Steeler began expanding their product selection. Since its inception, Steeler has grown to 14 brick-and-mortar locations spread across the western United States and Canada. Steeler collaborates with industry-regulating organizations to ensure our steel products exceed quality and safety standards. Our network with other industry-leading manufacturers allows us to provide a wide variety of steel framing products, interior finishing accessories, fasteners, and tools. After 45 years of success, Steeler is proud to continue serving you with excellence.



SILVER CLOUD INN | WA

Steeler proudly supplied 390,000 lbs of steel to Point Ruston's first hotel. This project's waterfront view of the Puget Sound and Mt. Rainier provide a luxurious addition to the burgeoning community.

Stud | Track | Cold Rolled Channel



BLOCK 137 | OR This urban block used more than 500,000 pounds of steel. It features commercial and residential space, and boasts a parking garage. It won the NWC 2019 Outstanding Project of the Year award for light-gauge steel framing in Oregon.
Studs | Track | Custom Brake Shapes | Flat Stock
Angle | CRC | RC1 | Slotted Track | C-H Studs | J Track



EL RIO HEALTH SERVICES | AZ This new addition to the Tucson El Rio health clinic network took 100,000 pounds of steel and will serve 10,000 new patients!
Studs | Track | Slotted Track | CRC | Z Furring | Flat Stock



CENTRAL PARK MIDDLE | CA Double-layered drywall and various steel gauges were used to satisfy safety codes; construction was timed around class schedules.
Stud | Track | Slotted Track | CRC | Angle | Flat Stock

02. Featured Projects

With 45 years of shaping skylines, Steeler products have contributed to the creation of many major commercial, residential, and federal buildings across America.



A.E.D. LIGHTING HQ | MT This building is the United States headquarter office of a global lighting company. AED supplies all lighting displays for Times Square.
Stud | Track | CRC | Clips | Drywall



MARANATHA | CA This Romanian church is a community trade training project. 80% of the build labor was done by church volunteer trainees!
Studs | Track | Slotted Track | Clips | Screws

Our products are produced from locally sourced coils and processed through the roll-formers in our Seattle and Newark facilities. Choose steel because it is impervious to the weaknesses of wood, such as termite damage, fire, cracking, warping, and rotting.

03. FRAMING



PART NUMBERS

The specification below applies to all steel framing products pages 16-29.

0362 S 125-030 H 10.625 N G4 S
 [A] [B] [C] [D] [E] [F] [G] [H] [I]

[A] **Web Size in Inches**
 0362 = 3-5/8"

[B]

SHAPE	
S	Stud (SS, HS, WC, CW, EWC, HSW, HWC)
T	Track (TT, DLT & BT)
A	Angle
F	Drywall Channel (DWC)34
H	Shaft Wall Stud (SWS)
J	J Track (JT)
L	Slip Track ("Oversized Track")
N	Slotted Stud (NS)
R	Resilient Channel (RC1)
U	Cold Rold Channel (CRC)
Z	Z Furring (ZF)
P	Pony Wall Studs (PWS)
C	Slotted Track (CC)
I	Steeler Floor Joist

[C] **Flange in Inches**
 125 = 1-1/4"

[D] **Mil Code**

[E]

HEMMING	
H	Hemmed
N	No Hemming

[F] **Length in Feet**
 10.625 = 10' 7-1/2"

[G]

PUNCH	
J	No Punch
N	Normal

[H]

COATING	
G4	G40 Galvanization
G6	G60 Galvanization
G9	G90 Galvanization

[I] S = Steeler

PRODUCT SPECIFICATIONS

The specification below applies to all steel framing products pages 16-29.

MATERIAL THICKNESS

GAUGE	PART NUMBER DESIGNATOR	DESIGN THICKNESS	STANDARD GALVANIZATION	STRENGTH	COLOR
25-TI	25T	.0166"	G40	Non-Structural	None
25GA	018	.0188"	G40		White Stripe
20-TI	20T	.0188"	G40		Red Stripe
ELITE 30	3D2	.0235"	G40	Structural	Blue
ELITE 33	33S	.0295"	G60		Purple
20DW	030	.0312"	G40	Non-Structural	Pink
20GA	033	.0346"	G60	Structural	White
ELITE 43	43S	.0400"	G60		Brown
18GA	043	.0451"	G60		Yellow
ELITE 54	54S	.0505"	G60		Light Blue
16GA	054	.0566"	G60		Green
14GA	068	.0713"	G60		Orange
12GA	097	.1017"	G60		Red
10GA	118	.1242"	G60		Blue

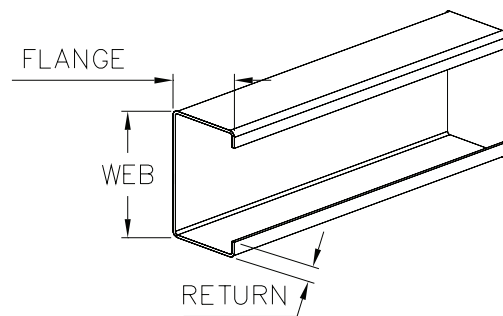
More galvanization options are available upon request, including G90.

Safety Hemming:

Hemmed products have sharp, sheared edges rolled inwards, to reduce jobsite injuries. A yellow octagon featuring an "H" within indicates that hemming may be added to that product. Choosing hemmed edges adds minimal cost to your project!



STUDS & JOISTS



MATERIALS:

THICKNESSES:

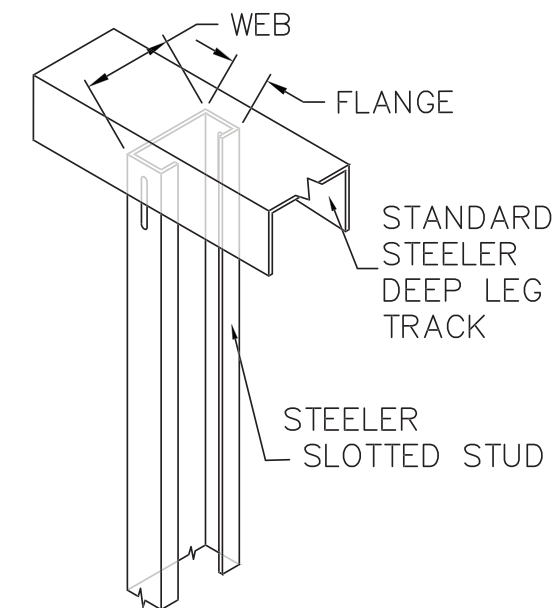
25-TI, 25GA, 20-TI, ELITE 30, ELITE 33, 20DW, 20GA, ELITE 43, 18GA, ELITE 54, 16GA, 14GA, 12GA, 10GA

MIN. RETURN BEND: $\triangleleft 90^\circ$

SLOTTED STUD

Steeler proudly presents the patented slotted stud, an economic and innovative Deflection Head of Wall (HW-D) System. Unlike other HW assemblies, the Steeler slotted stud can be used with standard deep leg track for both non-load bearing and wind load-bearing walls.

[U.S. Patent No. 6,854,237 B2]



S125 (SS STUD)	
FLANGE: 1-1/4"	
WEB	PART NUMBER
1-5/8"	0162S125
2-1/2"	0250S125
3-1/2"	0350S125
3-5/8"	0362S125
4"	0400S125
5-1/2"	0550S125
6"	0600S125
8"	0800S125
10"	1000S125
12"	1200S125

S137 (HS STUD)	
FLANGE: 1-3/8"	
WEB	PART NUMBER
1-5/8"	0162S137
2-1/2"	0250S137
3-1/2"	0350S137
3-5/8"	0362S137
4"	0400S137
5-1/2"	0550S137
6"	0600S137
8"	0800S137
10"	1000S137
12"	1200S137

S143 (HSW STUD)	
FLANGE: 1-7/16"	
WEB	PART NUMBER
1-5/8"	0162S143
2-1/2"	0250S143
3-1/2"	0350S143
3-5/8"	0362S143
4"	0400S143
5-1/2"	0550S143
6"	0600S143

*S143 is only available in 20T and 3D2 thicknesses.

S162 (WC STUD/JOIST)	
FLANGE: 1-5/8"	
WEB	PART NUMBER
1-5/8"	0162S162
2-1/2"	0250S162
3-1/2"	0350S162
3-5/8"	0362S162
4"	0400S162
5-1/2"	0550S162
6"	0600S162
8"	0800S162
10"	1000S162
12"	1200S162
14"	1400S162
16"	1600S162

S200 (CW STUD/JOIST)	
FLANGE: 2"	
WEB	PART NUMBER
3-1/2"	0350S200
3-5/8"	0362S200
4"	0400S200
5-1/2"	0550S200
6"	0600S200
8"	0800S200
10"	1000S200
12"	1200S200
14"	1400S200
16"	1600S200

S250 (EWC STUD/JOIST)	
FLANGE: 2-1/2"	
WEB	PART NUMBER
3-1/2"	0350S250
3-5/8"	0362S250
4"	0400S250
5-1/2"	0550S250
6"	0600S250
8"	0800S250
10"	1000S250
12"	1200S250
14"	1400S250

S300 (HWC STUD/JOIST)	
FLANGE: 3"	
WEB	PART NUMBER
3-1/2"	0350S300
3-5/8"	0362S300
4"	0400S300
5-1/2"	0550S300
6"	0600S300
8"	0800S300
10"	1000S300
12"	1200S300
14"	1400S300

S350 (SWD)	
FLANGE: 3-1/2"	
WEB	PART NUMBER
3-5/8"	0362S350
4"	0400S350
5-1/2"	0550S350
6"	0600S350
8"	0800S350
10"	1000S350
12"	1200S350

CODE COMPLIANCE:



UL classified 500 successful cycles, and rated for up to 2 hours:

- USA: XHII.R21503
- CAN: XHII7.R21503

For more information, please visit:

http://www.steeler.com/uploads/pdf/slotted-stud_rs.pdf

Fire & Smoke Protection:

One slot centered on each flange increases fire proofing.

MATERIALS:

WEB:

1-5/8", 2-1/2", 3-1/2", 3-5/8", 4", 5-1/2", 6", 8", 10", 12"

FLANGES:

1-1/4", 1-3/8", 1-7/16", 1-5/8", 2", 2-1/2", 3"

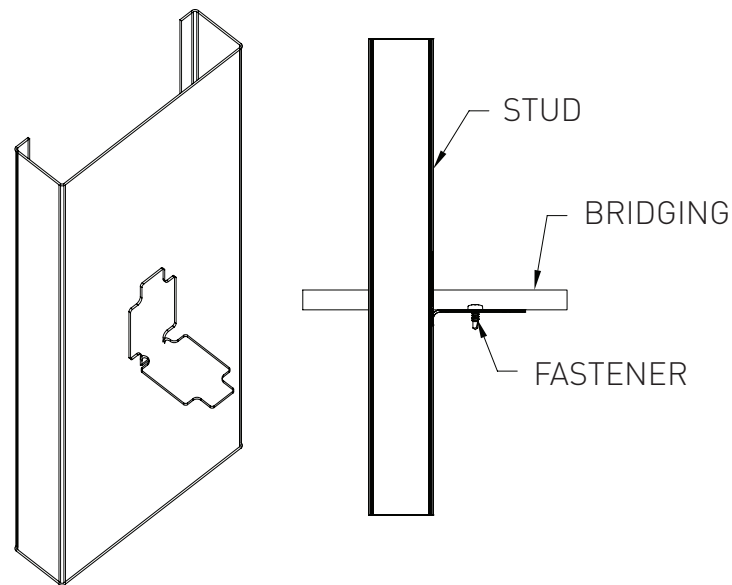
THICKNESSES:

20DW, 20GA, 18GA, 16GA, 14GA, 12GA

SLOT: 1/4" x 2-1/4"

DEFLECTION: 2"

FASTAB



MATERIALS:

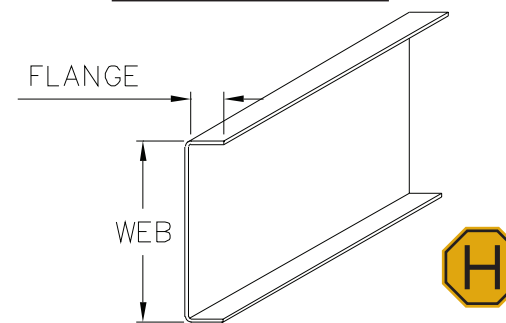
FasTab is an optional punch-out design for our stud products. This economic alternative eliminates the need for bridging clips and angle. Available in the following stud sizes:

THICKNESSES:
20DW, ELITE 33, 20GA, ELITE 43, 18GA, 16GA

WEB:
3-1/2", 3-5/8", 4", 5-1/2", 6", 8"

*See page 16 for flange sizes corresponding to each web option.

TRACK



MATERIALS:

THICKNESSES:
25-TI, 25GA, 20-TI, ELITE 30, ELITE 33, 20DW, 20GA, ELITE 43, 18GA, ELITE 54, 16GA, 14GA, 12GA, 10GA

*If your project requires flanges over 3-1/2", consider custom brake shapes (see page 22).
*Red table headings denote web sizes.

1-5/8"	
FLANGE	PART NUMBER
1-1/4"	0162T125
1-1/2"	0162T150
2"	0162T200

2-1/2"	
FLANGE	PART NUMBER
1-1/4"	0250T125
1-1/2"	0250T150
2"	0250T200

3-1/2"	
FLANGE	PART NUMBER
1-1/4"	0350T125
1-1/2"	0350T150
2"	0350T200
2-1/2"	0350T250

3-5/8"	
FLANGE	PART NUMBER
1-1/4"	0362T125
1-1/2"	0362T150
2"	0362T200
2-1/2"	0362T250

4"	
FLANGE	PART NUMBER
1-1/4"	0400T125
1-1/2"	0400T150
2"	0400T200
2-1/2"	0400T250
3"	0400T300

5-1/2"	
FLANGE	PART NUMBER
1-1/4"	0550T125
1-1/2"	0550T150
2"	0550T200
2-1/2"	0550T250
3"	0550T300

6"	
FLANGE	PART NUMBER
1-1/4"	0600T125
1-1/2"	0600T150
2"	0600T200
2-1/2"	0600T250
3"	0600T300
3-1/2"	0600T350

8"	
FLANGE	PART NUMBER
1-1/4"	0800T125
1-1/2"	0800T150
2"	0800T200
2-1/2"	0800T250
3"	0800T300
3-1/2"	0800T350

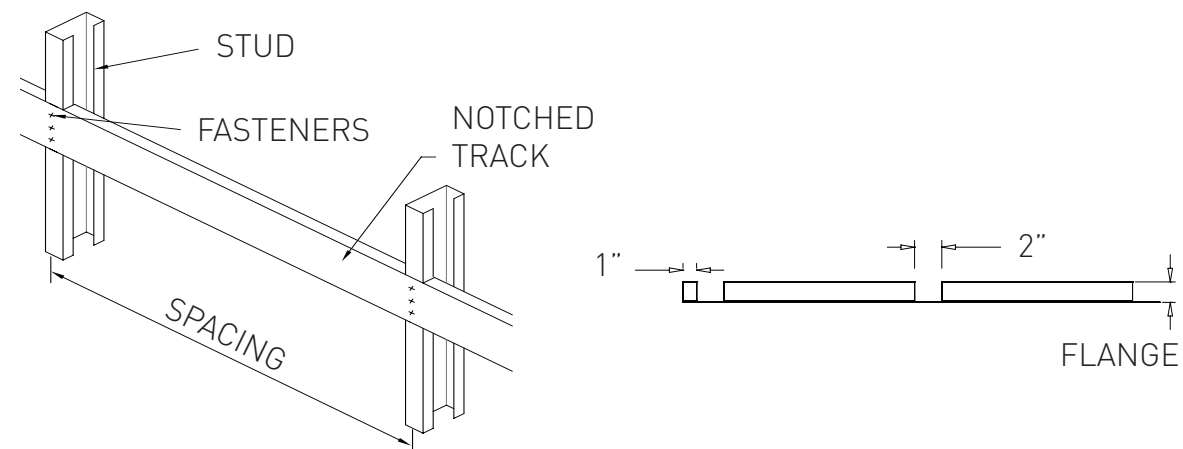
10"	
FLANGE	PART NUMBER
1-1/4"	1000T125
1-1/2"	1000T150
2"	1000T200
2-1/2"	1000T250
3"	1000T300
3-1/2"	1000T350

12"	
FLANGE	PART NUMBER
1-1/4"	1200T125
1-1/2"	1200T150
2"	1200T200
2-1/2"	1200T250
3"	1200T300
3-1/2"	1200T350

14"	
FLANGE	PART NUMBER
1-1/4"	1400T125
1-1/2"	1400T150
2"	1400T200
2-1/2"	1400T250
3"	1400T300
3-1/2"	1400T350

16"	
FLANGE	PART NUMBER
1-1/2"	1600T150
2"	1600T200
2-1/2"	1600T250
3"	1600T300
3-1/2"	1600T350

NOTCHED TRACK



MATERIALS:

THICKNESSES: 16GA

WEB: 6"

NOTCH: 2"

FLANGE: 1-1/2"

*The first notch is always 1" from the edge of the track.
*Other sizes may be available on request.

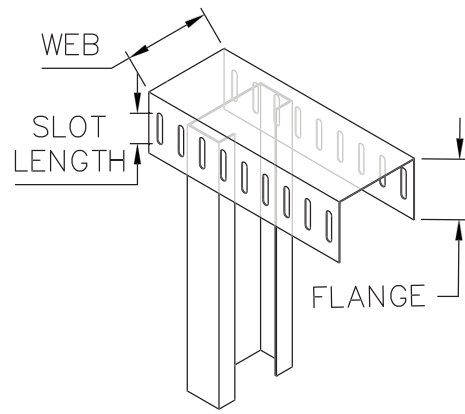
SLOTTED TRACK



USA
XHLI.R21503
CAN
XHLI7.R21503

UL ASSEMBLY NUMBERS

- HW-D-0003
- HW-D-0016
- HW-D-0020
- HW-D-0021
- HW-D-0029
- HW-D-0032
- HW-D-0033
- HW-D-0034
- HW-D-0036
- HW-D-0037
- HW-D-0048
- HW-D-0049
- HW-D-0054
- HW-D-0088
- HW-D-0099
- HW-D-0120
- HW-D-0136
- HW-D-0137
- HW-D-0152
- HW-D-0194
- HW-D-0210
- HW-D-0241
- HW-D-0456
- HW-D-0642
- HW-D-0644
- HW-D-0645
- HW-D-0646
- HW-D-0687
- HW-D-0702
- HW-D-0781
- HW-D-0834



MATERIALS:

WEB:
2-1/2", 3-1/2", 3-5/8",
4", 5-1/2", 6", 8", 10"

FLANGE: 2-1/2"

FLANGE SLOTS:
1/4" x 1-1/2",
occurring every 1" OC;
2" slots available for special order.
(Track with 2" slots must have 3" flange.)

THICKNESSES:
ELITE 30, ELITE 33,
20DW, 20GA, ELITE 43,
18GA, 16GA, 14GA

STANDARD LENGTH: 10'

* Slotted track is designed to be paired with T125 bottom track of matching web width.

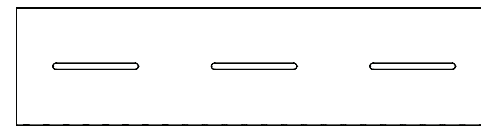
*UL Classified for 500 cycles.

DRIFT

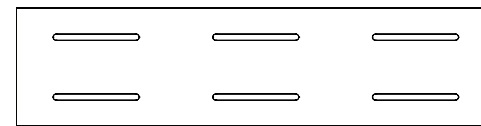
Drift is an optional slot pattern for the web of our slotted track products; Adding drift to slotted track allows for horizontal and vertical movement.

SLOT PATTERNS:

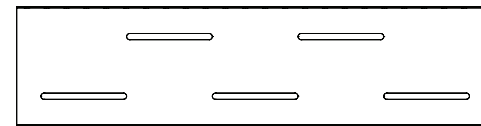
SINGLE



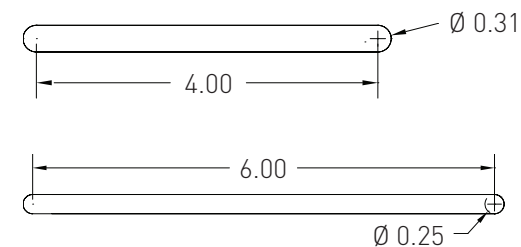
DOUBLE



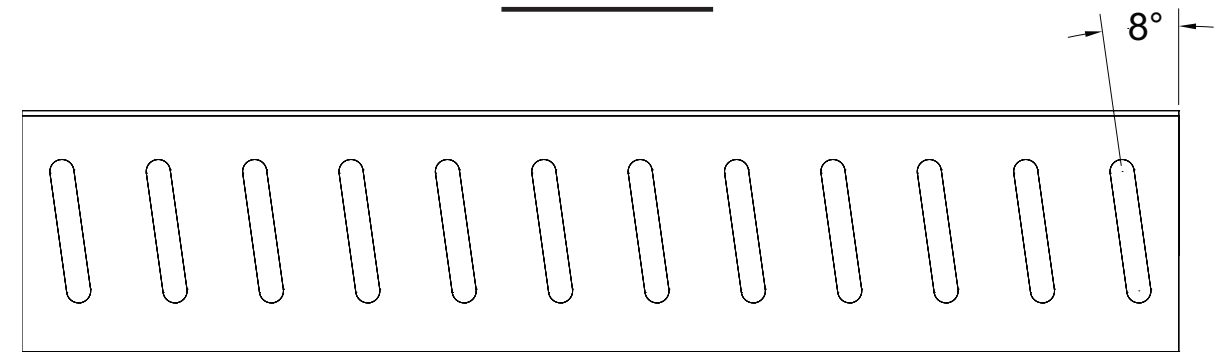
STAGGERED



SIZE OPTIONS:



RAKE

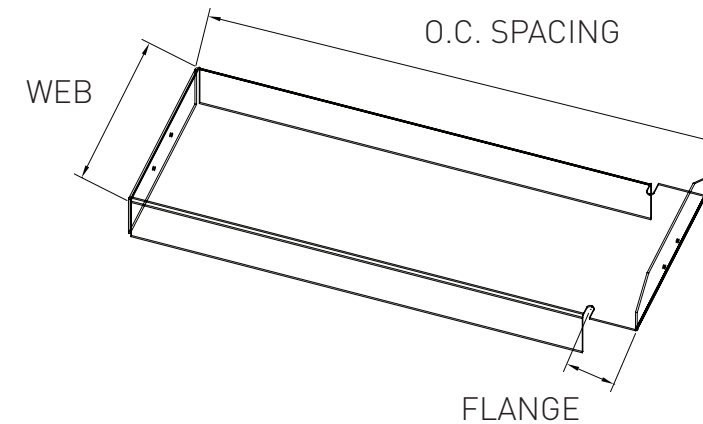


MATERIALS:

Rake is an optional slanted slot pattern for the flange of our slotted track products. This diagonal slot pattern is specially designed for pitched roof applications.

SLOT: 1-1/2"

FIRE TRACK BLOCKING



MATERIALS:

Fire Track Blocking is directly connected to the web of each stud to prevent the spread of fire vertically within walls.

STUD O.C. SPACING:
12", 16", 24"

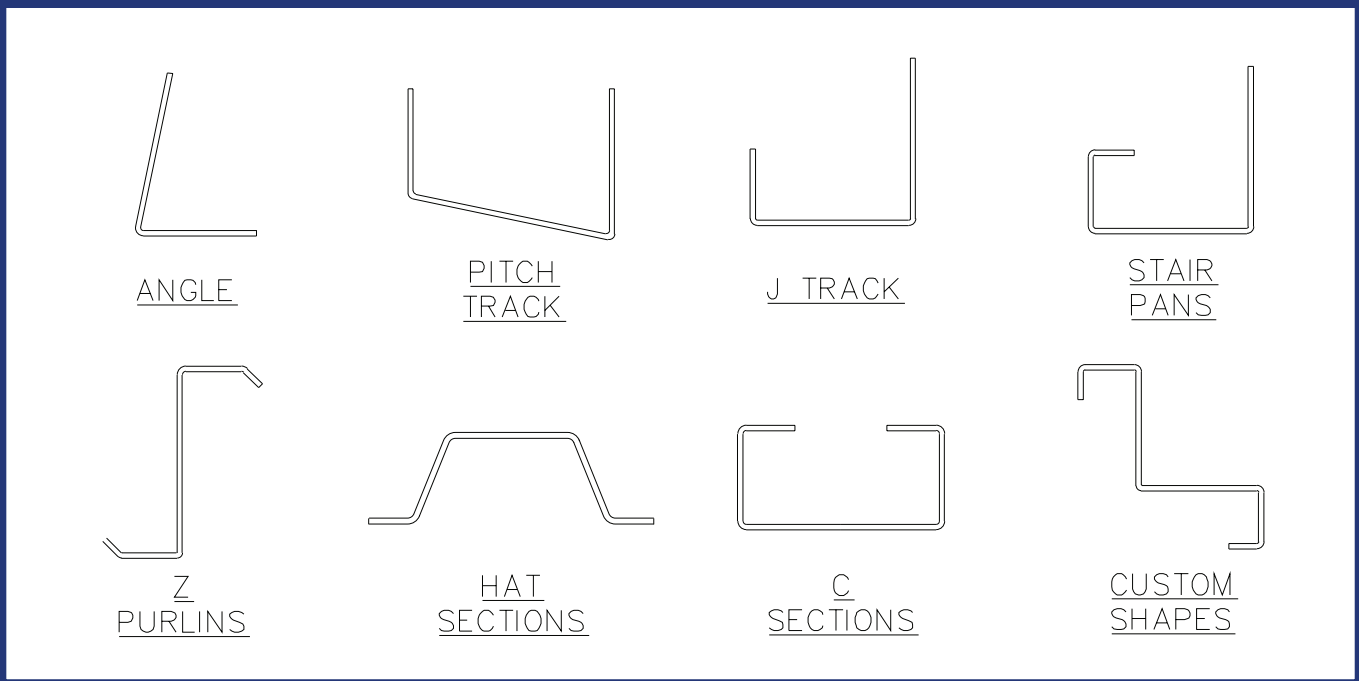
THICKNESS:
16GA

*Web and Flange sizing directly correlate to the web and flange measurements of the studs they will be assembled with. (See page 16 for studs.)

CUSTOM BRAKE SHAPES

CUSTOM ORDERING:
 Steeler provides brake shapes catering to your project's unique requirements within reasonable lead times.
 Please be sure to provide quantity, length, gauge, and appropriate dimensional information.
 Be sure to identify inside or outside measurements, and specify acceptable tolerance on angles and dimensions.
 *Drawings are required for all orders.

MATERIALS:
COATINGS: G40, G60, G90
MAX. LENGTH: 32' (for most parts)
THICKNESSES: 25TI, 25GA, 20TI, ELITE 30, ELITE 33, 20DW, 20GA, ELITE 43, 18GA, ELITE 54, 16GA, 14GA, 12GA, 10GA
BRAKES: Up to 6 brakes/bends; (BS1 = 1 bend, BS2 = 2 bends, etc.)



ANGLE

MATERIALS:
LEG: 1", 1-1/2", 2", 2-1/2", 3"
THICKNESSES: 25GA, 20-TI, ELITE 30, ELITE 33, 20DW, 20GA, ELITE 43, 18GA, ELITE 54, 16GA, 14GA,
LENGTH: 10'

WEB	PART NUMBER
1"	0100A100
1-1/2"	0150A150
2"	0200A200
2-1/2"	250A250
3"	300A300

Z FURRING

MATERIALS:
FLANGE: 1"
THICKNESSES: 25GA, 20-TI, ELITE 30, ELITE 33, 20DW, 20GA, ELITE 43, 18GA, ELITE 54, 16GA, 14GA,
LENGTH: 10'
 *Webs of 4" and 5" are available for special order.

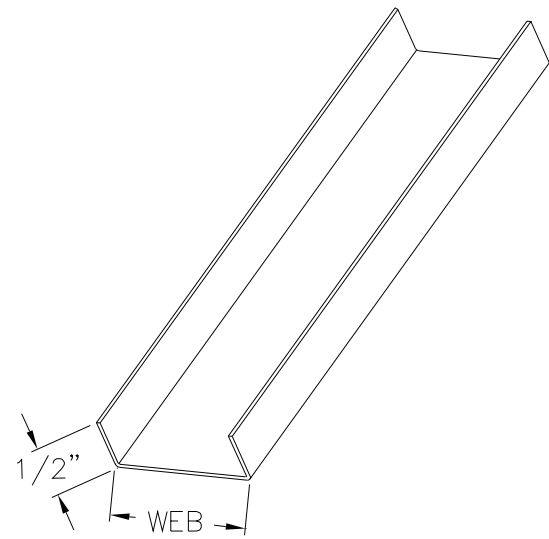
WEB	PART NUMBER
5/8"	006Z2100
1"	0100Z100
1-1/2"	0150Z100
2"	0200Z100
3"	0300Z100
3-1/2"	0350Z100

FLAT STOCK

MATERIALS:
WIDTHS: 1" to 48"
THICKNESSES: 25-TI, 25GA, 20-TI, ELITE 30, ELITE 33, 20DW, 20GA, ELITE 43, 18 GA, ELITE 54, 16GA, 14GA, 12GA, 10GA
STANDARD LENGTHS: 10', 100'
 *Available for special order in any length.

COMMON WIDTHS	PART NUMBER
2"	200FS
4"	400FS
6"	600FS
8"	800FS
10"	1000FS
12"	1200FS

COLD-ROLLED CHANNEL



MATERIALS:

Used for furring walls and ceilings, and suspended ceilings. It is also used for lateral bracing in steel stud wall systems and ornamental lathing.

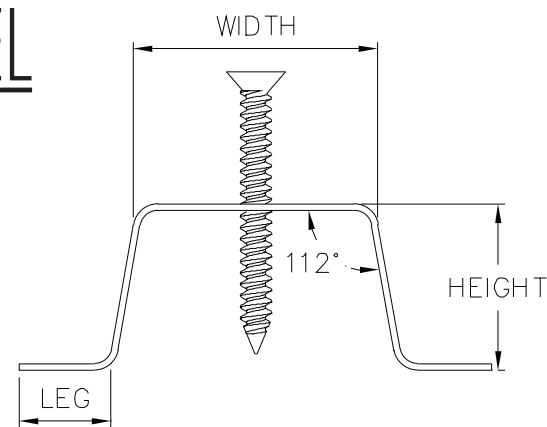
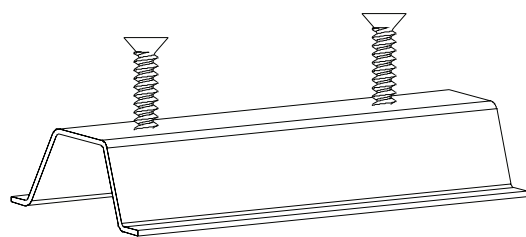
WEB SIZES: 3/4", 1-1/2"

FLANGE: 1/2"

THICKNESSES: 18GA, 16GA

STANDARD LENGTHS: 10', 12', 20'

DRYWALL CHANNEL

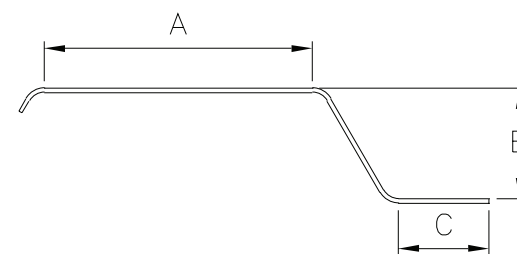
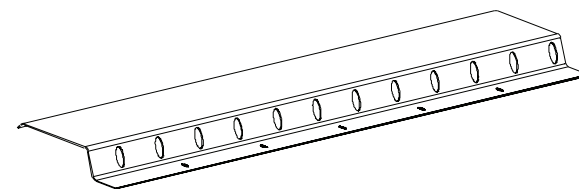


MATERIALS: Designed for screw attachment of gypsum panels in ceiling and wall applications; may also be attached with furring clips or tie wire.

HEIGHT: 1/2", 7/8", 1-1/2" STANDARD LENGTHS: 12", 20"

THICKNESSES: 25GA, 20-TI, ELITE 30, 20DW, ELITE 33, 20GA, ELITE 43, 18GA, 16GA, 14GA

RESILIENT CHANNEL (RC1)



MATERIALS:

FLANGE (A): 1-1/4", 1-1/2"

THICKNESSES: 25GA, ELITE 30, 20DW

LENGTH: 12'

FULL LIFT: 1,440 pcs

*Hemming is required for RC1 with 1-1/2" flange.

*Other thicknesses available upon request.

*G60 available upon request.

INSTALLATION:

For single-layer drywall, space 24" O.C.; for double-layer drywall, space 16" O.C.

When attaching RC1 to wood framing, use Steeler screw **300**.
When attaching RC1 to steel, use Steeler screws: **31**, **31Z**, **34**, or **34Z**.

When attaching a first drywall layer to RC1, use screw **168**; when attaching a second layer, use screw **468**.

(Find all Steeler screws on pages 54-59.)

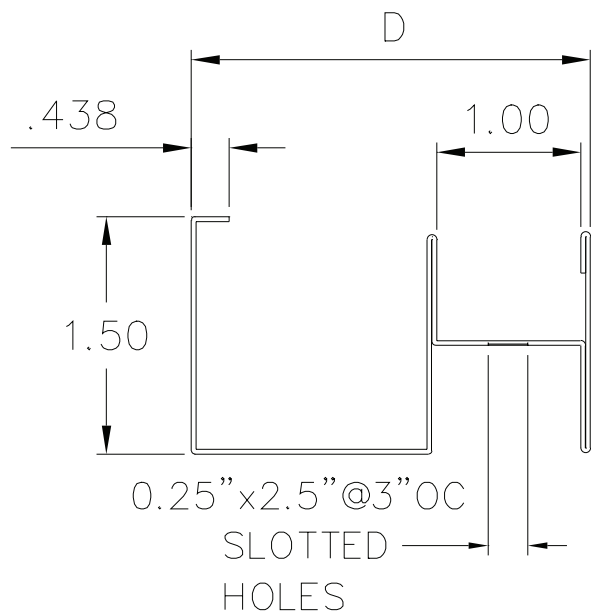
CODE RATINGS:

RC1 is used in walls and ceilings to decrease sound transmission.

Steeler submitted RC1 samples to Western Electro for Sound Transmission Loss Testing, with the following report results:

- TL06-287: STC-56 Lab Certified
- TL06-288: STC-57 Lab Certified
- TL06-290: STC-56 Lab Certified


C-H STUDS



DESIGN NOTES:

C-H Studs are designed to accept one layer of 1" thick coreboard. Competing Shaft Wall Systems use knock out tabs to hold the shaft liner in place. However, these knock-out tabs reduce the strength and limiting wall heights. C-H Studs are safer and easier to manage because the edges are hemmed (excluding one lip return), and there are no sharp knock out tabs to pose worksite risk.

J-TRACK



MATERIALS:

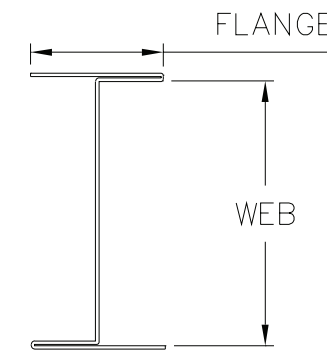
FLANGE (B):
2"

THICKNESSES:
25GA, 20DW,
20GA, 18GA

J-Track is used for top, bottom, and end-of-wall track in construction of Shaft Wall Systems.

PART NUMBER	(A)	(C)
0250J100	2-1/2"	1"
0250J200	2-1/2"	2"
0400J100	4"	1"
0400J200	4"	2"
0600J100	6"	1"
0600J200	6"	2"

I-STUD



MATERIALS:

THICKNESS:
25GA, 20DW, 20GA
STOCK LENGTHS:
8', 10', 12'

UL DESIGN NUMBERS:
U336, U347, U366, U373

*Designed to accept two layers of 1" thick coreboard.

*Used with a special C-runner featuring 2-1/4" web and 1" flanges. (C-runner is used similarly to track.)

PART NUMBER	WEB	FLANGE
0200H150	2"	1"

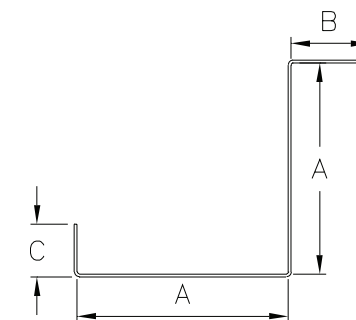
UL DESIGN NUMBERS:

U428, U429, U438,
U459, U467, U469, U492

C-H Studs can be used in Shaft Wall Construction applications according to the UL design numbers specified above.

PART NUMBER	(D)	THICKNESS
0250H150	2-1/2"	25GA
0400H150	4"	20DW 20GA
0600H150	6"	18GA

JL TRACK



MATERIALS:

FLANGE (B):
1-1/2"

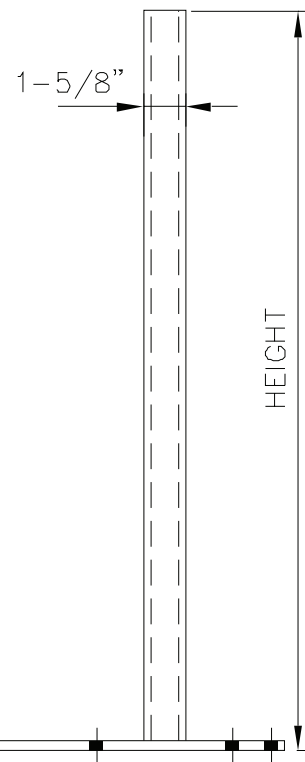
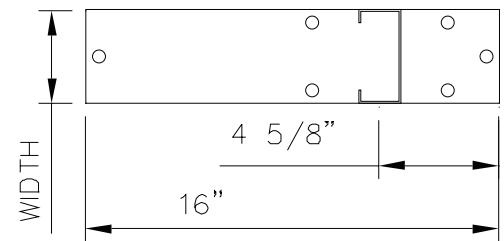
STIFFENER (C):
1"

THICKNESSES:
25GA, 20DW,
20GA, 18GA

PART NUMBER	WEB (A)
712BS3	2-1/2"
1012BS3	4"
1412BS3	6"

PONY WALL SUPPORTS

SMOOTH PRODUCTS



MATERIALS:

UPRIGHT: 14GA stud; 30" or 48" standard heights (custom orders welcome, though maximum heights of 60" are recommended).

BOTTOM PLATE:

3/8" thick mild steel; Width: 2-1/2", 3-1/2" (Equivalent to stud web); Length: 16"

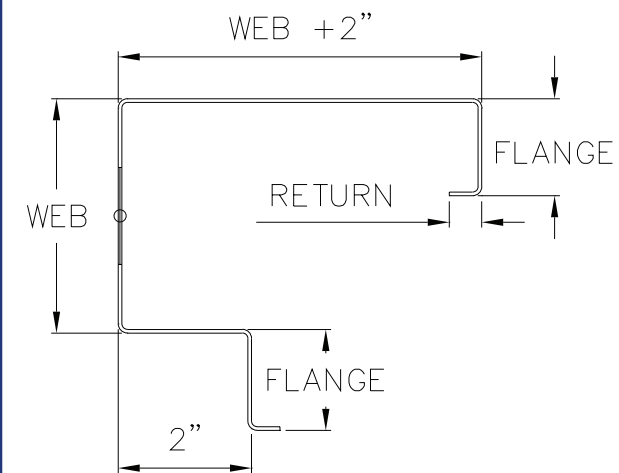
HOLES: 9/16" dia.
(Clearance for 1/2" bolt)

- *Corrosion Prevention: after the galvanized upright and bottom plate are welded together, the bottom plate and welded area are cleaned and painted.
- *Galvanized stud meets or exceeds ASTM A653.
- *For custom orders, please provide quantity and heights.

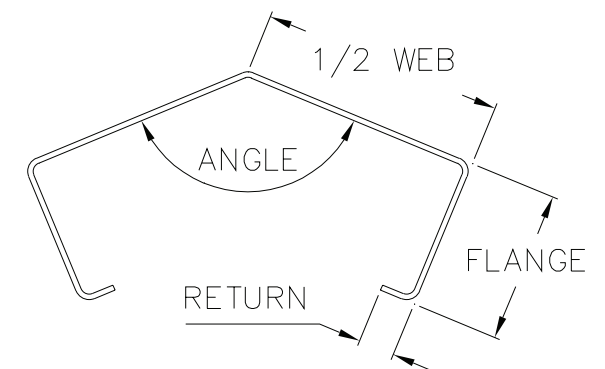
INSTALLATION:

Steeler Pony Wall Supports allow for easy screw access and do not require pre-drilling! Attach steel studs (up to 14GA thickness) to either side of the stud with our **44ZMAG** (see page 54). Use 1/2" x 3" Ramset anchor bolts (see page 63) to secure pony wall supports to concrete floor.

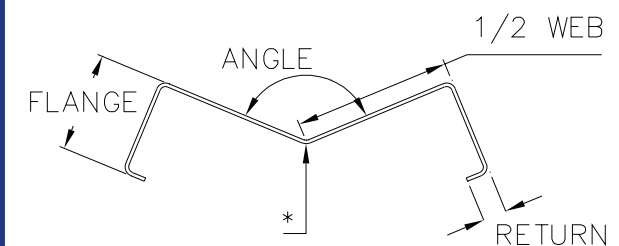
CORNER STUD



OUTSIDE CORNER STUD



INSIDE CORNER STUD



*3/16" wide x 2-1/8" notch cut from top and bottom for track clearance (featured on 90 ICS only).

MATERIALS:

ANGLES:
45°, 90°, 135°

THICKNESS:
20DW, 20GA, 18GA, 16GA

WEB:
3-5/8", 4", 6"

*Custom dimensions available upon request.

PRE-INSULATED STEEL FRAMING



ENVIRONMENT-SENSITIVE

Steel framing with pre-packed polystyrene insulation eliminates need for on-the-job insulation installation!

- E-Connection Plate
- E-Beam HD (header)
- E-Corner (outside corners)
- E-King (alternative to standard dual stud)
- E-Roof Curb
- E-Header Sill
- E-Skylight Curb

READY TRACK

(PURCHASED FROM RADIUS TRACK 10/19/18)



HAND-BENDABLE STEEL


Introduced to market in 2004, Ready Products are hand-bendable curved framing solutions for light-gauge steel. Ready Products provide an alternative to cutting, snipping, or other steel shaping methods on the jobsite.

More Simpson Strong-Tie on pages 33, 63, and 82.



- Ready Hat
- Ready Angle
- Ready Track
- Ready Arch


radiustrack® CURVED STEEL



Radius Track 3D Model



Santa Rosa Hospital, San Antonio, TX



Framing Installation

SIMPLIFYING THE CURVE

Design, engineering, and fabrication of sub-framing systems for curved and complex surfaces. Solutions for roofs, walls, ceilings, and facades.

- Unitized assemblies
- Design and engineering services
- Custom order sheet metal components
- Advanced 3D modeling for as-built conditions
- Precision fabrication of pre-curved steel framing

- CONNECTOR SELECTION -



SIMPSON

Strong-Tie

More Simpson Strong-Tie on pages 30, 63, and 82.

VERTICAL DEFLECTION

SL



SLB



HYBRID VERTICAL & FIXED

VLB




DRIFT

DSL



DSL B



COMMERCIAL CONSTRUCTION CONNECTORS

DEFLECTION



DRIFT



RIGID



BRIDGING & BRACING



BRIDGING

BRIDGECLIP



RIGID

AL



LB



SPECIALTY

COMMON CLIP ANGLE



MID-RISE CONSTRUCTION CONNECTORS

HOLDDOWN & TENSION




JOIST FRAMING



ROOF TRUSS & RAFTER TIES & STRAPS



LATERAL TIES & STRAPS



STEEL FRAMING

STEEL FRAMING

ASTM STANDARDS

STANDARD TEST METHODS AND DEFINITIONS FOR MECHANICAL TESTING OF STEEL PRODUCTS A370

STANDARD SPECIFICATION FOR STEEL SHEET, ZINC-COATED (GALVANIZED) OR ZINC-IRON ALLOY-COATED (GALVANNEALED) BY THE HOT-DIP PROCESS A653

STANDARD SPECIFICATION FOR GENERAL REQUIREMENTS FOR STEEL SHEET, METALLIC-COATED BY THE HOT-DIP PROCESS A924

STANDARD SPECIFICATION FOR STEEL SHEET, CARBON, METALLIC- AND NON-METALLIC-COATED FOR COLD-FORMED FRAMING MEMBERS A1003

STANDARD TERMINOLOGY RELATING TO GYPSUM AND RELATED BUILDING MATERIALS AND SYSTEMS C11

STANDARD SPECIFICATION FOR NON-STRUCTURAL STEEL FRAMING MEMBERS C645

STANDARD SPECIFICATION FOR INSTALLATION OF STEEL FRAMING MEMBERS TO RECEIVE SCREW-ATTACHED GYPSUM PANEL PRODUCTS C754

STANDARD SPECIFICATION FOR STEEL DRILL SCREWS FOR THE APPLICATION OF GYPSUM PANEL PRODUCTS OR METAL PLASTER BASES TO STEEL STUDS FROM 0.033IN. TO 0.112IN. IN THICKNESS C954

STANDARD SPECIFICATION FOR COLD-FORMED STEEL STRUCTURAL FRAMING MEMBERS C955

STANDARD SPECIFICATION FOR STEEL SELF-PIERCING TAPPING SCREWS FOR APPLICATION OF GYPSUM PANEL PRODUCTS OR METAL PLASTER BASES TO WOOD STUDS OR STEEL STUDS C1002


STANDARD SPECIFICATION FOR INSTALLATION OF LOAD BEARING (TRANSVERSE & AXIAL) STEEL STUDS & RELATED ACCESSORIES C1007

STANDARD SPECIFICATION FOR STEEL TAPPING SCREWS FOR COLD-FORMED STEEL FRAMING CONNECTIONS C1513

QUALITY CONTROL

To ensure safety and quality, we comply with regulatory codes as specified by industry-leading organizations. For a list of our partner organizations, please see page 90. For more technical information, please inquire with your local sales representative for a copy of our Technical Catalog, or visit our website:

www.steeler.com



American Iron and Steel Institute

- AISI S100 NORTH AMERICAN SPECIFICATION FOR THE DESIGN OF COLD-FORMED STEEL STRUCTURAL MEMBERS
- AISI S220 NORTH AMERICAN STANDARD FOR COLD-FORMED STEEL FRAMING - NONSTRUCTURAL MEMBERS
- AISI S240 NORTH AMERICAN STANDARD FOR COLD-FORMED STEEL STRUCTURAL FRAMING



FOR SECTION PROPERTIES, PLEASE CONSULT DETAILS OF THE ICCES REPORT ESR-2054, IN OUR TECHNICAL CATALOG.

Steeler offers drywall, mud, insulation, bead, and more,
for delivery or will call at any of our 14 retail locations!

04. INTERIOR FINISHING



- GYPSUM SELECTION -



Georgia-Pacific




GEORGIA PACIFIC: GYPSUM BOARD & SHEATHING	
ITEM	THICKNESS (IN)
Regular Gypsum Board	1/4, 3/8, 1/2
Stretch 54 Gypsum Wallboard	1/2, 5/8
Type X Fire Rated Wallboard	5/8
Type C Fire Rated Wallboard	1/2, 5/8
ToughRock® Lite-Weight Fire-Rated	5/8
Mold Guard Wallboard	1/2, 5/8
DensGlass® Gold	1/2, 5/8
DensGlass® Shaftliner	1
Dens Armor Plus®	1/2, 5/8
Dens Shield Tile Backer	1/2, 5/8
Dens Armor Plus® Abuse-Resistant	5/8
Dens Armor Plus® Impact-Resistant	5/8

National Gypsum



NATIONAL GYPSUM: GYPSUM BOARD & SHEATHING		
TYPE	ITEM	THICKNESS (IN)
Gold Bond	Regular Gypsum Board	1/4, 3/8, 1/2, 5/8
	Fire-Shield® Gypsum Board	5/8
	Ultra-Shield FS	3/4
	Fire-Shield® Paperfaced Shaftliner	1
	Soundbreak XP®	5/8
	Hi-Abuse® XP®	5/8
	Hi-Impact® XP®	5/8
	eXP® Sheathing	1/2, 5/8
	eXP® Tile Backer	5/8
	PermaBase	Cement Board
Flex Cement Board		1/2
UltraBacker		1/4


PANEL REY®



FIREPROOF GYPSUM CORE; 100% RECYCLED PAPER

- Regular
- Flex Rey
- Light Rey
- Guard Rey
- Fire Rey C
- Fire Rey X

QuietRock®



SOUND DAMPENING GYPSUM PANELS

- EZ-SNAP
- EZ-SNAP Mold Resistant
- QuietRock 510, 530, 530 RF, 545

INTERIOR FINISHING

INTERIOR FINISHING

- MUD SELECTION -



One company:
two brands, same products.
Pacific Northwest: Hamilton.
Southwest: Westpac.

INTERIOR FINISHING

ALL PURPOSE - LIGHT



M700

3.5 Gallon Box

ALL PURPOSE - MEDIUM



M500

3.5 Gallon Box

ALL PURPOSE - HEAVY



M1200

3.5 Gallon Box

TOPPING



M105

3.5 Gallon Box


PREMIUM LITE LEVEL 5



MUR M720

3.5 Gallon Box

HYPOALLERGENIC



M100

25lb Bag

LIGHTWEIGHT SETTING TYPE COMPOUNDS

PART NUMBER	NAME	SET TIME	BRAND	SIZE
HAM 22164	Fast Set 5 Lite	5 min	Hamilton, Westpac	20 lbs
HAM 22165	Fast Set 20 Lite	20 min		
HAM 22166	Fast Set 40 Lite	40 min		
HAM 22167	Fast Set 90 Lite	90 min		



JOINT COMPOUNDS

PART NUMBER	NAME	PURPOSE	BRAND	SIZE
HAM 18200	Blue Dot	Taping	Hamilton, Westpac	47 lbs
HAM 18040	Red Dot	All Purpose		Westpac
HAM 18230	Green Dot	Tinted Topping		
HAM 18100	White Dot	All Purpose		
HAM 18180	TNT	Taping & Topping		



LIGHTWEIGHT JOINT COMPOUNDS

PART NUMBER	NAME	PURPOSE	BRAND	SIZE
HAM 18205	Blue Dot	Taping	Hamilton, Westpac	H: 34lbs W: 31 lbs
HAM 18250	Green Dot	Topping	Hamilton Westpac	39 lbs
HAM 18045	Red Dot	All Purpose		
HAM 18170	TNT Lite	Taping & Topping		



INTERIOR FINISHING

- INSULATION SELECTION -



ECOBATT SERIES

Glass Mineral Wool

Thermal Conductivity: ASTM C518
(Specific R-Values in chart below).

Fire Hazard Classification: ASTM E84

Mold Resistance: ASTM C1338



ECOTOUCH SERIES

Fiberglass

Thermal Conductivity: ASTM C518
(Specific R-Values in Chart below)

Fire Hazard Classification: UL 723

Mold Resistance: UL 181

Noise Reduction Coefficient:
ASTM C423 Mounting A (0.65)

INSULATION BATT WIDTHS (IN)

R-VALUE	THICKNESS (IN)	UNFACED	KRAFT	FSK FOIL	STANDARD FOIL
R-8	2-1/2	16, 24	-	-	-
R-11	3-1/2	16, 24	16, 24	16	16
R-13	3-1/2	16, 24	16, 24	16	16
R-15HD	3-1/2	16	16, 24	-	-
R-19	6-1/4	16, 24	16, 24	16, 24	16, 24
R-21HD	5-1/2	16, 24	16	16	-
R-22	6-1/2	16	-	-	-
R-30	10	-	-	24, 24EF	24
R-38	12	-	-	16, 24	-

* EF = Extended Flange

INSULATION BATTS

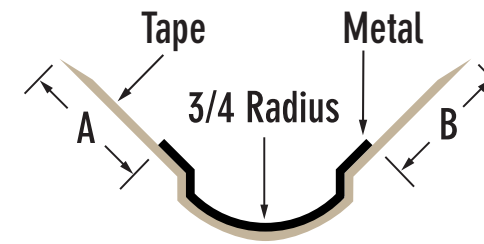
FACING	R-VALUE	THICKNESS (IN)	WIDTH (IN)	LENGTH (IN)
UNFACED, KRAFT, FOIL	11	3-1/2	16, 24	48, 96
	13	3-1/2	16, 24	48, 96
	15	3-1/2	16, 24	96
	21	5-1/2	16, 24	96
FSK	13	3-1/2	16, 24	96
	19	6-1/4	16, 24	96
	21	5-1/2	16	96

- BEAD SELECTION -



METAL PRODUCTS

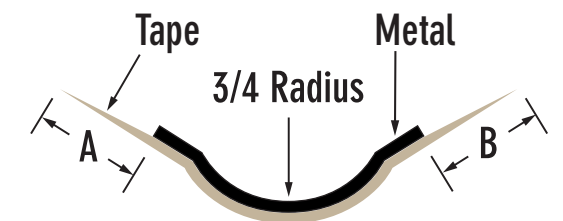
BULLNOSE 90° CORNER BEAD



AWARD SBN

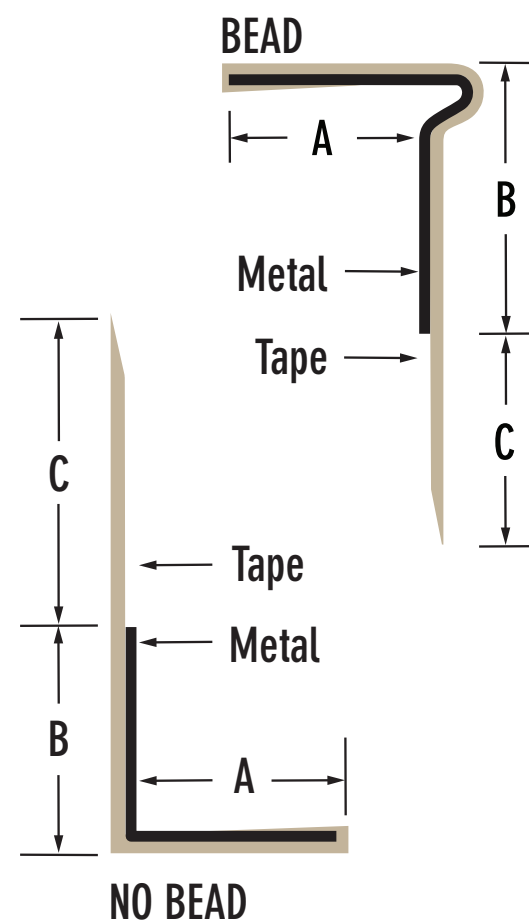
Tape-on; Exterior
 Dimensions: A (5/8"); B (5/8")
 Stock Lengths: 7', 8', 9', 10'
 Custom Lengths on Request

BULLNOSE 135° CORNER BEAD



AWARD SBN OA

Tape-on; Exterior
 Dimensions: A (3/4"); B (3/4")
 Stock Lengths: 8', 9', 10'
 Custom Lengths on Request

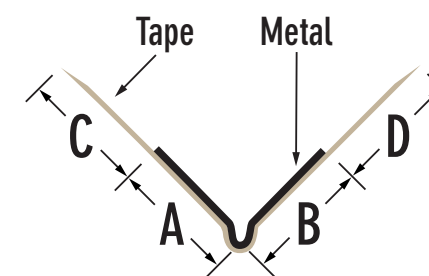


A4 TAPE-ON "L" TRIM 90° OUTSIDE CORNER BEAD

PART NUMBER	BEAD	"A" (IN)	"B" (IN)	"C" (IN)
AWARD 3/8	✓	3/8	7/8	1
AWARD A4 1/2		1/2	15/16	1-5/16
AWARD A4 5/8		5/8	13/16	1-5/16
AWARD A4 3/4		3/4	15/16	1-5/16
AWARD A4 1		1	15/16	1-5/16
AWARD A4 1-1/4		1-1/4	15/16	1-5/16
AWARD A4 3/8 NB		x	3/8	7/8
AWARD A4 1/2 NB	1/2		15/16	1-5/16
AWARD A4	5/8		13/16	1-5/16

Stock Lengths: 8', 10'; Custom Lengths on Request

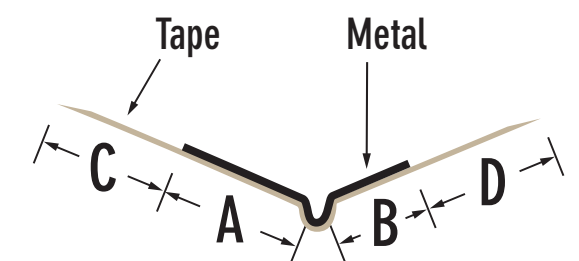
EXTRA-WIDE 90° CORNER BEAD



Tape-On; Exterior
 Stock Lengths: 8', 9', 10', 12' (A1XWEL only);
 Custom Lengths on Request

PART NUMBER	A	B	C	D
AWARD A1XWEL	13/16"	13/16"	5/8"	5/8"
AWARD S1XW	17/16"	17/16"	5/8"	5/8"

OPEN ANGLE 135° CORNER BEAD



AWARD A10A

Tape-on; Exterior
 Dimensions:
 A (23/32"); B (15/32"); C (5/8"); D (5/8")
 Stock Lengths: 8', 9', 10';
 Custom Lengths on Request



METAL PRODUCTS

P1 DELUXE SUPER WIDE



PDW

Metal Leg: 1-1/16"; Tape extends 11/16" further
Lengths: 8', 9', 10'; 90° Outside Corners


P1 XW EL



PEW

Metal Leg: 7/8"; Tape extends 5/8" further
Lengths: 8', 9', 10'; 90° Outside Corners

klinchSTIK®



KLINCHSTIK

Grey Galvanized Coating
Metal Leg: 1-1/4"; Lengths: 7', 8', 9', 10', 12'

ZINC EXPANSION CONTROL JOINT



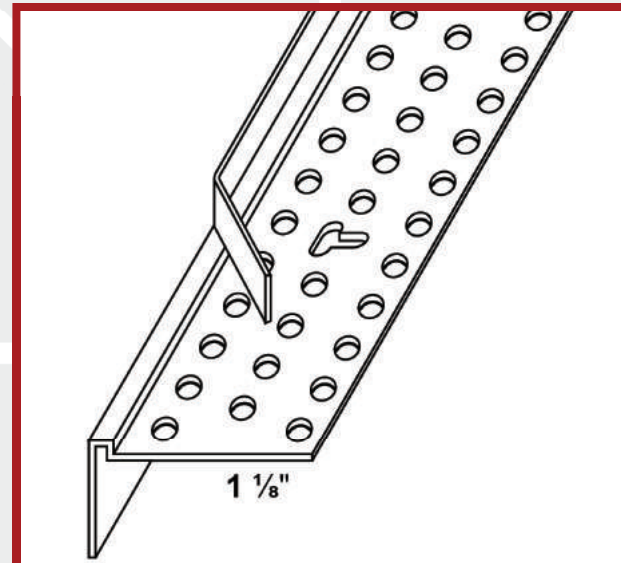
093

Removeable Center Tape Strip
Interior & Exterior Use; Length: 10'



VINYL PRODUCTS

TEAR AWAY L BEAD

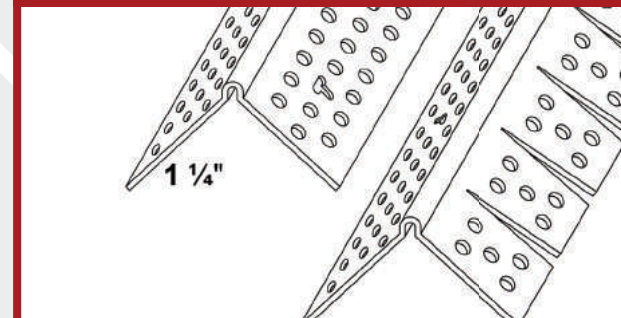


Used to finish the rough edge of the drywall. Features a tear-off strip that acts as a guide for the taping knife as well as a protective mask for mudding. Available in money saving bulk quantities.

9010 - 1/2" Tear Away L Bead
9110 - 5/8" Tear Away L Bead

Length: 10'

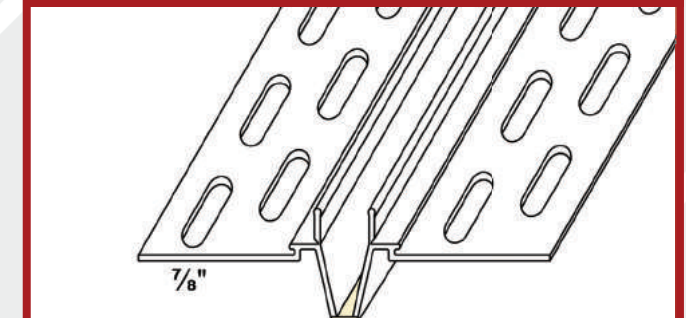
ARCHWAY BEAD



4010

Length: 10'; Archway minimum 10" inside radius, or 18" outside radius.

EXPANSION JOINT



093V

Length: 10'; Flexible connection allowing a full 3/8" in controlled movement.

INTERIOR FINISHING

INTERIOR FINISHING

- HANGER WIRE -

STEELEER

The part number specification below applies to all hanger wire products:

HW **12** **10** **02**
[A] [B] [C]

[A] Gauge: 8, 9, or 12

[B] Type:

- 00 - Straight Wire
- 01 - Twisted Loop
- 10 - Twisted Loop + Clip (RAM 1202CF)
- 12 - Twisted Loop + Clip + Pin (RAM SDC100)
- 13 - Twisted Loop + Clip + Pin (RAM SDC125)
- 14 - Twisted Loop + Clip (RAM TW1400)

[C] Length: Sold in integer foot lengths from 1' to 30'

Sold by the bundle. 8 & 9 Ga: 50pcs/bundle. 12 Ga: 100 pcs per bundle.

*See compatible Ramset Clips on page 62.

00 - STRAIGHT WIRE



01 - TWISTED LOOP




10 - TWISTED LOOP + CLIP



CLIP: RAM 1202CF (PAGE 62)

12 & 13 - TWISTED LOOP + CLIP + PIN



12. CLIP + PIN: RAM SDC100

13. CLIP + PIN: RAM SDC125

(RAMSET CLIPS ON PAGE 62)

14 - TWISTED LOOP + ANCHOR



CLIP: RAM TW1400

- INTERIOR ACCESSORIES -



TEMPORARY FLOOR PROTECTION



RB 38-100

38" x 100' (317sq.ft.)
Weight: 48 lbs

FLOORING PAPER



ROD 848250

50lbs - 48" x 825'

RED ROSIN PAPER



TRI 35167

9" x 180'

STEELEER

DRYWALL NAILS

PART NUMBER	SIZE	HEAD	LENGTH	WEIGHT	PALLET
PSS 1-3/8 NAILS	13 Ga.	19/64"	1-3/8"	50lbs/ box	48 boxes
PSS 1-1/2 NAILS			1-1/2"		
PSS 1-5/8 NAILS			1-5/8"		
PSS 1-7/8 NAILS			1-7/8"		
PSS 2-3/8 NAILS	11-1/2 Ga.	3/8"	2-3/8"		

Use with ToolPro Hammer/Drywall Ax (see page 86).

U-HANK TIE WIRE



ASWG16X45 - 16 GA, 45"
ASWG18X45 - 18 GA, 45"

25 lbs/box; 80 boxes/pallet

EASY MASK CARPET FILM



POLY CARPET FILM

36" x 200'

Leaves no sticky residue within 30 days

EASY MASK GREEN




Length: 180'

ROD 83336 - 6"
ROD 83339 - 9"
ROD 833312 - 12"

Steeler's selection of fasteners was originally designed and developed by our founder, Matt Surowiecki Sr., to ensure efficiency and longevity. Steeler offers a wide variety of corrosion-resistant screw designs for all applications, including gypsum-to-gypsum, gypsum board-to-steel, cement board, multi-purpose sheet metal and HVAC work, metal lath-to-steel, light-gauge steel framing, and heavy-gauge steel framing.

05. FASTENERS







GET THE POINT?

Dyes are frequently changed to ensure consistently sharp threads and points.



PHILLIPS HEAD FRAMING SCREWS

This selection of screws is compatible with steel framing applications.

PRODUCT	PART NUMBER	SIZE	QUANTITY (1000s/box)	WEIGHT (lbs/box)	FEATURES & APPLICATIONS
SUPER FRAMING DRILLERS 	19 & 19Z	#7 x 7/16"	15M	39.6	<ul style="list-style-type: none"> • 19/20: pan head • 40/41: flat head • framing (20-14 ga) • deep recess: fast drill
	20 & 20Z	#8 x 1/2"	10M	31.9	
	40-12	#10 x 1/2"	10M	46.9	
	41ZSUPER	#10 x 3/4"	5M	32	
WAFER HEAD DRILLERS 	34 & 34Z	#8 x 1/2"	10M	36.3	<ul style="list-style-type: none"> • Metal lath to steel framing (up to 12ga) • Extra-wide wafer head • Driller tip: fast install • 44ZMAG & 55ZMAG may be used for applications of up to 12Ga CFS
	35 & 35Z	#8 x 1"	5M	27.5	
	36 & 36Z	#8 x 1-1/4"	5M	31.9	
	38 SUPER	#8 x 1-3/4"	4M	34	
	38Z SUPER	#8 x 1-3/4"	4M	33	
	50PZ	#10 x 5/8"	5M	27.5	
	44ZMAG	#10 x 3/4"	5M	30.8	
	55ZMAG	#12 x 3/4"	5M	31	
SUPER FRAMER 	23 & 23Z	#7 x 7/16"	15M	37.6	<ul style="list-style-type: none"> • 25-20ga steel to steel • Deep recess • Sharp point
SUPER LATHER 	31 & 31Z	#8 x 9/16"	10M	35.2	<ul style="list-style-type: none"> • Metal lath to 25-20ga steel • Wafer head • Sharp point
	32 & 32Z	#8 x 1"	5M	26.6	
	33 & 33Z	#8 x 1-1/4"	5M	31.2	

HEX HEAD FRAMING SCREWS

This selection of screws is compatible with steel framing applications.

PRODUCT	PART NUMBER	SIZE	QUANTITY (1000s/box)	WEIGHT (lbs/box)	FEATURES & APPLICATIONS		
SUPER HEX DRILLERS 	26A & 26AZ	#8 x 1/2"	10M	31.9	<ul style="list-style-type: none"> • Attach multipurpose sheet metal/HVAC work/steel to steel • Larger sizes for heavy-duty steel framing or multiple layers of heavy gauge steel • HWHT4Z12-114 has a #4 point (washer): zinc + seal coating; 500 hour rating • HWHWT5Z12-114 has a #5 point (no washer): silver coating; 1000 hour rating 		
	26BZ	#8 x 3/4"	10M	41.8			
	26CZ	#8 x 1"	8M	39.6			
	26EZ	#8 x 1-1/2"	5M	34.3			
	28AZ	#10 x 1/2"	10M	47.5			
	28BZ	#10 x 3/4"	5M	30.6			
	28CZ	#10 x 1"	5M	56.3			
	HWHTZ10-2	#10 x 2"	2.5M	24.2			
	29BZ	#12 x 3/4"	5M	37.8			
	29CZ	#12 x 1"	3M	29			
	HWHTZ14-114	#14 x 1-1/4"	2M	34			
	HWHT4Z12-114	#12 x 1-1/4"	2M	41			
	HWHT5Z12-114	#12 x 1-1/4"	2.5M	51.2			
	SUPER HEX FRAMERS 	25AZ	#8 x 1/2"	10M		29.3	<ul style="list-style-type: none"> • Hex washer head; sharper point • Use with: multipurpose sheet metal; HVAC work; 25-20ga steel; attaching siding/awning to wood
		25BZ	#8 x 3/4"	10M		37	
25CZ		#8 x 1"	8M	37.9			
25DZ		#8 x 1-1/4"	5M	27.9			
25EZ		#8 x 1-1/2"	5M	32.3			
HWH14-1		#14 x 1"	4M	55.5			
HWH14-114		#14 x 1-1/4"	4M	55.5			



All screws are produced in ISO 9002 & ISO 14001 certified environments, and meet or exceed one or more of ASTM designations C954, C1002, C1513. For more information on Steeler screw code compliance, see pages 34-35.








* Part numbers featuring "Z" indicate zinc coating.

* Part numbers featuring "YZ" indicate yellow zinc coating.





DRYWALL SCREWS

This selection of screws is compatible with various drywall applications.

PRODUCT	PART NUMBER	SIZE	QUANTITY (1000s/box)	WEIGHT (lbs/box)	FEATURES & APPLICATIONS
DRYWALL DRILLERS 	13	#6 x 1"	10M	32.6	<ul style="list-style-type: none"> Self-drilling screw Attach gypsum (up to 5/8") to 20-14ga steel 13, 13.5, 13.5Z, 14, & 14Z: 1 layer of drywall 15, 15Z, 16, & 16Z: 2 layers of drywall 30S, 30M, 30MZ, & 30L: 3+ layers of drywall
	13.5 & 13.5Z	#6 x 1-1/8"	10M	37.2	
	14 & 14Z	#6 x 1-1/4"	8M	31.8	
	15 & 15Z	#6 x 1-5/8"	5M	25.5	
	16 & 16Z	#6 x 1-7/8"	4M	23.5	
	30S	#8 x 2-3/8"	2M	18.5	
	30M & 30MZ	#8 x 2-5/8"	2M	20	
	30L	#8 x 3"	2M	23.8	
SUPER STEELERS 	168	#6 x 1"	10M	28.6	<ul style="list-style-type: none"> Light-gauge steel Steel-to-steel Gypsum board to 25-20ga steel Yellow zinc design prevents corrosion Bugle head with deep recess and sharp point: minimizes false starts, increases fastening efficiency <p><i>(HI-LO screws are used in the same applications as Super Steelers. However, Super Steelers have one fine thread, whereas HI-LOs have alternating fine and coarse threads. Accordingly, HI-LO screws offer a faster install and a more secure hold.)</i></p>
	268	#6 x 1-1/8"	10M	30.8	
	368	#6 x 1-1/4"	8M	27.8	
	468 & 468YZ	#6 x 1-5/8"	5M	21.6	
	768	#6 x 2"	5M	26.6	
	868 & 868YZ	#8 x 2-1/4"	4M	22	
	968 & 968YZ	#7 x 2-1/2"	2.5M	19.1	
	1168 & 1168YZ	#8 x 3"	2M	20.2	
	1268 & 1268YZ	#10 x 3-1/2"	1M	18	
	1368 & 1368YZ	#10 x 4"	1M	20.7	
	1568 & 1568YZ	#10 x 5"	1M	24.6	
1768 & 1768YZ	#10 x 6"	1M	29		
HI-LO SUPER STEELERS 	368HL	#6 x 1-1/4"	8M	30	
	468HL	#6 x 1-5/8"	5M	24	
	768HL	#6 x 2"	5M	29	
SUPER WOODIES 	100 & 100YZ	#6 x 1"	10M	28.6	<ul style="list-style-type: none"> Fasten multiple layers of gypsum board or like materials to wood Bugle head; coarse thread; sharp point; deep recess.
	200 & 200YZ	#6 x 1-1/8"	10M	30.8	
	300 & 300YZ	#6 x 1-1/4"	8M	27.8	
	400 & 400YZ	#6 x 1-5/8"	5M	21.6	
	700 & 700YZ	#6 x 2"	5M	26.6	
	800 & 800YZ	#6 x 2-1/4"	4M	22	
	900 & 900YZ	#7 x 2-1/2"	2.5M	19.1	
1100 & 1100YZ	#8 x 3"	2M	20.2		
SUPER LAMINATING 	12	#10 x 1-1/2"	5M	38.7	<ul style="list-style-type: none"> gypsum to gypsum

SPECIALTY SCREWS

This selection of screws is designed for various other applications.

PRODUCT	PART NUMBER	SIZE	QUANTITY (1000s/box)	WEIGHT (lbs/box)	FEATURES & APPLICATIONS
RUST RESISTANT SCREWS 	300R1K	#6 x 1-1/4"	8M	27.8	<ul style="list-style-type: none"> 300R1K - 1100RK: coarse thread; sharp point; 1000 hours corrosion resistance* 14R1K/16R1K: drill point; bugle head; 1000 hours corrosion resistance* 44R2KMAG: wafer head; heavy gauge applications; 2000 hours corrosion resistance* <p>All Rust Resistant Screws: Exterior sheathing for high-moisture; Gray ruspert coating and deep recess enable fast drill.</p>
	400R1K	#6 x 1-5/8"	5M	17.4	
	700R1K	#7 x 2"	5M	17.4	
	900R1K	#8 x 2-1/2"	2.5M	8.7	
	1100R1K	#8 x 3"	2M	7	
	14R1K	#6 x 1-1/4"	8M	31.8	
	15R1K	#6 x 1-5/8"	5M	25	
	16R1K	#7 x 1-7/8"	4M	31.8	
	44R2KMAG	#10 x 3/4"	5M	30.8	
	PLY METAL DRILLERS 	RT10-1716	#10 x 1-7/16"	4M	
RT10-212		#10 x 2-1/2"	1.5M	21.8	
RT12-2		#12 x 2"	1.5M	24	
RT12-212		#12 x 2-1/2"	1M	19.8	
RT12-258		#12 x 2-5/8"	1M	23	
RT12-234		#12 x 2-3/4"	1M	23.8	
PILOT POINT SCREWS 	P81516F3	#8 x 1-15/16"	4M	31	<ul style="list-style-type: none"> OSB or plywood to steel framing
CEMENT BOARD SCREWS 	CB368	#8 x 1-1/4"	5M	29	<ul style="list-style-type: none"> CB368/CB468/CB868: sharp point attaches cement board to wood and 20-25ga steel CB14/CB15/CB30S: attach several layers of cement board to wood or 20-14ga steel 1000 hour corrosion resistance* <p>All Cement Board Screws: bugle head enables fast install.</p>
	CB468	#8 x 1-5/8"	4M	29	
	CB868	#8 x 2-1/4"	2.5M	23	
	CB14	#8 x 1-1/4"	5M	29	
	CB15	#8 x 1-5/8"	4M	29	
	CB30S	#8 x 2-1/4"	2M	19	

*Corrosion resistance calculated according to the ASTM B117 Salt Spray Test



All screws are produced in ISO 9002 & ISO 14001 certified environments, and meet or exceed one or more of ASTM designations C954, C1002, C1513. For more information on Steeler screw code compliance, see pages 34-35.



* Part numbers featuring "Z" indicate zinc coating.
* Part numbers featuring "YZ" indicate yellow zinc coating.

ALTERNATIVE PACKAGING

5# PAIL PACKAGING

A variety of Steeler's construction screws are available in five pound plastic pails. Part numbers listed below correlate with original part numbers listed on pages 54-57.

COLLATED SCREW BOXES

A variety of Steeler's construction screws are available in collated strips. Part numbers listed below correlate with original part numbers listed on pages 54-57.

DRYWALL SCREWS

DRYWALL DRILLERS

14-5#	14Z-5#
15-5#	15Z-5#
16-5#	16Z-5#

SUPER STEELERS

168-5#
268-5#
368-5#
468-5#
768-5#

SUPER LAMINATING

12-5#

SUPER WOODIES

300-5#	300YZ-5#
400-5#	400YZ-5#
700-5#	700YZ-5#
1100-5#	1100YZ-5#

PHILLIPS HEAD FRAMING SCREWS

WAFER HEAD DRILLERS

34Z-5#
36Z-5#
50PZ-5#
44ZMAG-5#
55ZMAG-5#

SUPER FRAMING DRILLERS

19-5#

SUPER FRAMERS

23-5#

SUPER LATHERS

31Z-5#

HEX HEAD FRAMING SCREWS

SUPER HEX DRILLERS

28BZ-5#
29BZ-5#

SPECIALTY SCREWS

CEMENT BOARD SCREWS

CB14-5#
CB15-5#
CB368-5#

DRYWALL SCREWS

DRYWALL DRILLERS

C14	C14Z
-----	------

SUPER STEELERS

C168
C368
C468

SUPER WOODIES

C300
C400
C700

Steeler collated screw strips are compatible with Dewalt gun attachment DW DCF6201

(See Page 68)



20 Strips x 50 Screws = 1000 Screws/Box



POWDER-ACTUATED PINS

DRIVE PINS

[w/o washer] [w/ washer]

FOR CONCRETE/STRUCTURAL STEEL

PART NUMBER	DESCRIPTION
RAM 1503K	1/2" K
RAM 1506	3/4"
RAM 1506SD	3/4" SD
RAM 1508	1"
RAM 1508SD	1" SD
RAM 1510	1-1/4"
RAM 1510SD	1-1/4" SD
RAM 1512	1-1/2"
RAM 1512SD	1-1/2" SD
RAM 1514	2"
RAM 1514SD	2" SD
RAM 1516	2-1/2"
RAM 1516SD	2-1/2" SD
RAM 1524	3"
RAM 1524SD	3" SD

K = knurled;
SD = w/ 7/8" washer

POWERPOINT PIN

FOR CONCRETE/HARDER STEEL

SHANK DIAMETER: .150

PART NUMBER	DESCRIPTION
RAM SP12	1/2"
RAM SP58	5/8"
RAM SP34	3/4"
RAM SP78	7/8"

BLACK TRACK PINS

FOR CONCRETE/STRUCTURAL STEEL

SHANK DIAMETER: 0.145

PART NUMBER	DESCRIPTION
RAM 1503KB	1/2" Knurled
RAM 1503KBC	1/2" Knurled
RAM 1506B	3/4"
RAM 1506BC	3/4" concrete
RAM 1508B	1"
RAM 1508BC	1" concrete

POWERPOINT STEP SHANK PINS

FOR CONCRETE/HARDER STEEL

SHANK DIAMETER: .150/.180

PART NUMBER	SHANK LENGTH
M100B8	1"
SP114	1-1/4"
SP178	1-7/8"

TRUE EMBEDMENT PINS

FOR USE WITH XT540 AND XT MAG (SEE PAGES 69-70)

PART NUMBER	PIN LENGTH	EMBEDMENT LENGTH
TE34XT	13/16"	1/2"
TE100XT	1-1/16"	1"
TE114XT	1-5/16"	1-1/4"

For more Ramset products, see pages 62-63, and 80-81.

GAS-POWERED PINS

TRAKFAST STANDARD FUEL/PIN PACK

FOR USE WITH TF1200 (SEE COMPLEMENTARY TOOL ON PAGE 69)

SHANK DIAMETER: 0.109" HEAD DIAMETER: 0.25"

PART NUMBER	PIN LENGTH	DESCRIPTION
FPP012	1/2"	plated steel pin
FPP034B	3/4"	black pin
FPP100	1"	1" plated pin
FPP114	1-1/4"	1-1/4" plated pin

T3MAG FUEL/PIN PACK

FOR USE WITH T3MAG (SEE COMPLEMENTARY TOOL ON PAGE 69)

SHANK DIAMETER: 0.125" HEAD DIAMETER: 0.25"

PART NUMBER	PIN LENGTH	DESCRIPTION
T3012	1/2"	steel pin with T3 fuel cell
T3034B	3/4"	concrete pin with T3 fuel cell
T3100	1"	1" concrete pin with T3 fuel cell

For more Ramset products, see pages 60-61, and 80-81.



14 GAUGE ANGLE CLIPS					
PRODUCT NAME	CEILING CLIP	CEILING CLIP & PIN		POWERPOINT PIN W/ CEILING CLIP	
PICTURE					
PART NUMBER	RAM 1202CF	RAM SDC100	RAM SDC125	RAM SPC78	RAM SPC114
DESCRIPTION	Angle Clip	1" Pin	1-1/4" Pin	7/8" Pin	1-1/4" Pin
APPLICATION	General Purpose	Suspended Ceilings; Overhead Uses		Difficult Overhead Applications	
QTY/BOX	100	100		1000	
HOLE DIAMETER	5/16" & 13/64"	N/A		N/A	
HEAD DIAMETER	N/A	0.300		0.300	
SHANK DIAMETER	N/A	0.145		0.150	0.150/0.180

POWDER LOADS			
		POWER LOAD IDENTIFICATION	
		<div style="display: flex; justify-content: space-around; align-items: center;"> 1 2 3 4 5 6 </div> <p style="text-align: center;">Lower Power Higher Power</p>	
PART NUMBER	POWER	DESCRIPTION	TOOL COMPATIBILITY
RAM 22CW	2	Brown: 0.22 single	721
RAM 32CW	3	Green: 0.22 single	
RAM 42CW	4	Yellow: 0.22 single	
RAM 3RS27	3	Green: 0.27 strip	SA270; Cobra; Viper
RAM 4RS27	4	Yellow: 0.27 strip	
RAM 5RS27	5	Red: 0.27 strip	
RAM 6RS27	6	Purple: .27 strip	Hilti DX-451
RAM 3RS25	3	Green: 0.25 strip	Hilti DX-35
RAM 4RS25	4	Yellow: 0.25 strip	
RAM 5RS25	5	Red: 0.25 strip	

TRUBOLT WEDGE TYPE ANCHORS						
PART NUMBER	THREAD LENGTH: INCHES (mm)	DIAMETER: INCHES (mm)	OVERALL LENGTH: INCHES (mm)	MAX. THICKNESS OF FASTENED MATERIALS	QTY/WT PER BOX (lbs)	BOX/CARTON (lbs)
RAM WS-1416	3/4" (19.1)	1/4" (20)	1-3/4" (44.5)	3/8" (9.5)	100/3.1	10 (32)
RAM WS-1422	1-1/4" (31.8)		2-1/4" (57.2)	7/8" (22.2)	100/3.6	10 (37)
RAM WS-1432	2-1/4" (57.2)		3-1/4" (82.6)	1-7/8" (47.6)	100/4.7	8 (39)
RAM WS-3822	1-1/8" (28.6)	3/8" (16)	2-1/4"	3/8" (9.5)	50/4.1	10 (41)
RAM WS-3826	1-5/8" (41.3)		2-3/4"	7/8" (22.2)	50/4.7	8 (39)
RAM WS-3830	1-3/4" (44.5)		3" (76.2)	1-1/8" (28.6)	50/5.0	8 (41)
RAM WS-3836	2-1/2" (63.5)		3-3/4"	1-7/8" (47.6)	50/5.9	6 (36)
RAM WS-3850	3-3/4" (95.2)		5" (127.0)	3-1/8" (79.4)	50/7.4	5 (38)
RAM WS-3870	2-1/4" (57.2)		7" (177.8)	5-1/8" (130.2)	50/10.4	5 (53)
RAM WS-1226	1-1/4" (31.8)	1/2" (13)	2-3/4" (69.9)	1/8" (3.2)	25/4.6	4 (38)
RAM WS-1236	2-1/4" (57.2)		3-3/4" (95.3)	1" (25.4)	25/5.7	6 (35)
RAM WS-1242	2-3/4" (69.9)		4-1/4"	1-1/2" (38.1)	25/6.2	6 (38)
RAM WS-1244	3" (76.2)		4-1/2"	1-3/4" (44.5)	25/6.5	6 (39)
RAM WS-1254	3" (76.2)		5-1/2"	2-3/4" (69.9)	25/7.7	6 (47)
RAM WS-1270	4-1/2" (114.3)		7" (177.8)	4-1/4" (108.0)	25/9.3	6 (57)


TIE WIRE WEDGE ANCHOR					
PART NUMBER	DIAMETER: INCHES	LENGTH: INCHES	MAX. THICKNESS OF FASTENED MATERIALS	QTY/WT PER BOX (lbs)	BOX/CARTON (lbs)
RAM TW1400	1/4"	2-3/16"	9/32-hole (7.1)	100/3.6	10 (36)

More Simpson Strong-Tie products on pages 30, 33, and 82.

MECHANICAL ANCHORS	
Titen HD® Heavy-Duty Screw Anchor	Titen® 2 Concrete & Masonry Screw
Strong-Bolt 2® Wedge Anchor	Wedge-All® Wedge Anchor

FASTENERS

FASTENERS



Steeler offers a combined variety of Steeler tools and other popular products. Steeler strives to offer the most updated selection of industry-standard tools in order to enable safety, precision, and efficiency on the jobsite!

06. TOOLS & ACCESSORIES



DRYWALL CARTS



ADA RESIDENTIAL CART



ADA DC-2024

CONSTRUCTION CARTS

CART TYPE	Trash	Residential	Drywall	
PART NUMBER	ADA 30	ADA Residential Cart	ADA DC-2024	ADA DC-2024-P
WEIGHT	140 lbs	65 lbs	75 lbs	
CAPACITY	2,000 lbs	2,000 lbs	3,200 lbs	
LENGTH	68"	40"	40"	
HEIGHT	40"	46"	48"	
WIDTH	29"	16-1/2"	24"	
SWIVEL CASTERS	8" x 2" (qty: 1)	8" (qty: 4)	8" (qty: 4)	
NOTES	Wheels: 10" x 2-1/2" (qty: 2)	Deck Plate: 9-1/4" x 40"	Deck Plate: 12" x 40" (12 gal)	Deck Plate: 12" x 40" (easy load UHMW plastic plate)



C CLAMPS

PART NUMBER	SIZE	PADS
LOC 06200	7"	×
LOC 06201		✓
LOC 10200	11"	×
LOC 10201		✓



LINE LASERS

PART NUMBER	DW 088K	DW 089LG	DW 088LG
PICTURE			
COLOR	Red	Green	Green
VISIBLE RANGE	50 ft	100 ft	100 ft
BATTERY	Alkaline	Lithium Ion	Lithium Ion



ROTARY TOUGH LASER KIT - DW 079LR (RED); DW 079LG (GREEN)

Rotary Laser	Detector Bracket
Detector	Ceiling Bracket
5/8" Tripod Adapter	Enhancement Glasses
TSTAK® Storage Case	Target Card
20V MAX* Battery	20V MAX* Charger



TOOL COLLECTION

TOOLS & ACCESSORIES

TOOLS & ACCESSORIES



BATTERY CHARGER

DCB115
12V-20V MAX*
Lithium Ion



BATTERY


20V MAX* - Lithium Ion

DCB 230 - 3.0 Ah
DCB 204 - 4.0 Ah

COMBO KITS

DW DCK267M2		DW DCK263D2		DW DCF620D2		DW DCF887M2	
DCF620	Drywall Screwgun	DCF620	Drywall Screwgun	DCF620	Drywall Screwgun	DCF887	1/4" 3-Speed Impact Driver
DCF887	1/4" 3-Speed Impact Driver	DCS551	Cordless Cut Out Tool	DCB203	2.0 Ah Battery Pack (Qty: 2)	DCB204	4.0 Ah Battery Pack (Qty: 2)
DCB204	4.0 Ah Battery Pack (Qty: 2)	DCB203	2.0 Ah Battery Pack (Qty: 2)	DCB112	Multi-Voltage Charger	Fast Charger	
DCB112	Multi-Voltage Charger	DCB112	Multi-Voltage Charger	Contractor Bag		Belt Hook	
Belt Clips (Qty: 2)		Contractor Bag				Contractor Case	

CORDLESS COLLATED MAGAZINE ATTACHMENT



DW DCF6201
For use with kit DW DCF620D2 and Steeler collated screws (see page 59).

6" PHILLIPS BIT



DW A6PHC2-5
For use with Magazine DCF6201




SAW VARIETIES

PART NUMBER	DWE305	DWE575	D28715	DCS391P1
PRODUCT NAME	Reciprocating Saw	Lightweight Circular Saw	QUIK-CHANGE™ Chopsaw	Lithium Ion Circular Saw Kit
PICTURE				
MOTOR	12 amp	15 amp	15 amp	20V MAX* (5.0 Ah)
BLADE	1-1/8" (cutting stroke)	7-1/4"	14"	6-1/2"
POWER SOURCE	Cord			Battery

SPINNING SAW BLADES

APPLICATION	Metal	General Purpose	Metal	Ferrous Metal	Stainless Steel	Metal	Ferrous Metal
	PART NUMBER	DW7763	DW3123	DW3330	DW3511	DW8750	DW8062
MATERIAL	Carbide Tips	Steel		Aluminum Oxide		Diamond Edge	
TEETH	40	32	16	Abrasive			
DIAMETER	6-3/4"	12"	7-1/4"	7"	4-1/2"	4-1/2"	14"
ARBOR DIA.	20mm	5/8	5/8	5/8	7/8	7/8	1"

RECIPROCATING SAW BLADES

APPLICATION	Wood-Cutting			Metal Cutting						Demolition
PART NUMBER	DW4802	DW4803	DW4804	DW4807	DW4808	DW4809	DW4811	DW4813	DW4838	DWA4179
PICTURE										
MATERIAL	BI-METAL			METAL						BI-METAL
TPI	6			14		18	24	14	10	
LENGTH	6"	9"	12"	4"	6"	8"	6"	6"	12"	9"



TOOL COLLECTION

SCREWDRIVERS



PART NUMBER	DW272	DW-272WT	DW268	DW257	DW276
TORQUE	81 IN-LBS	81 IN-LBS	132 IN-LBS	132 IN-LBS	132 IN-LBS
MAX FASTENER	#8	#8	#14	#12	#14
WEIGHT	3.1 LBS	3.1 LBS	3.7 LBS	3.5 LBS	3.6 LBS
POWER SOURCE	120V Cord				

Note: Only DW272WT has twist lock cordset

SPADE HANDLE DRILL



DW 130V

3-position side handle chuck key with holder
2-position rear spade handle
9.0 amps

SMALL ANGLE GRINDER



DW DWE402

2-position side handle
4-1/2" One-Touch (T27) Guard™
11.0 amps

D-HANDLE SDS ROTARY HAMMER KIT



DW D25263K

360° side handle and depth rod
Impact Energy: 3.0 Joules

DUST EXTRACTOR TELESCOPE WITH HOSE



DW D25301D

Fits 7/8" and 1" rotary hammers
Chuck Type: SDS+; Max Drilling Depth: 4"
Max Drill Dia: 5/8"; Replaceable Dust Nozzle

HEPA DUST EXTRACTOR



DW DWV012

10 Gallon; Wet/Dry
Automatic Filter Cleaning
Meets EPA rule for HEPA vacuum
Variable speed dial; 155 CFM max

CUT OUT TOOL



DW 660

5.0 amp; 30,000 rpm motor
includes 1/8" & 1/4" collets
and one drywall cutting bit.

ADHESIVE GUN



DW DCE570B

Uses 20V MAX* battery
Max speed: 21 in/min; Capacity: 29 oz.

LIGHTWEIGHT DRYWALL SANDER

PC 7800

PORTER CABLE

4.7 amp with dust collection
13' static-dissipating 1-1/4" vacuum hose.



ROCK CARBIDE SDS HAMMER BIT



PART NUMBER	DW 5401	DW 5403	DW 5417	DW 5418	DW 5421	DW 5424	DW 5427	DW 5430	DW 5437	DW 5439	DW 5446	DW 5453
DIAMETER	5/32"	3/16"	1/4"	1/4"	1/4"	5/16"	3/8"	3/8"	1/2"	1/2"	5/8"	3/4"
USEABLE LENGTH	4-1/2"	4-1/2"	4"	6-1/2"	12"	4"	4"	10"	4"	10"	6"	6"
OVERALL LENGTH	6-1/2"	6-1/2"	6"	8-1/2"	14"	6"	6"	12"	6"	12"	8"	8"



SAFETY GLASSES - ALL PAIRS BLOCK 99.9% OF UVA/UVB/UVC RAYS



WOL SDK118
12% Transparency



WOL SDK119
13% Transparency



WOL SD111-G2
85% Transparency



WOLD DZ111-1.5
69% Transparency



Safety Products for LIFE.

LIBERTY HARD HATS



19321 - white
19322 - yellow

Functional rain trough
Short peak and trim profile
Adjustable ratchet suspension

SAFETY GLASSES



ERB 17500 - Clear
ERB 17501 - Gray

Polycarbonate lens offers 99% UV Protection
Meets requirements of ANSI Z87.1 - High Impact



LEVELS



E75 SERIES
True Blue Box Level
24", 48", 78", 96"

E80 SERIES
True Blue I-Beam Level
24", 48", 78", 96"

EMP 81.9
Torpedo Level
(Magnetic) 9"

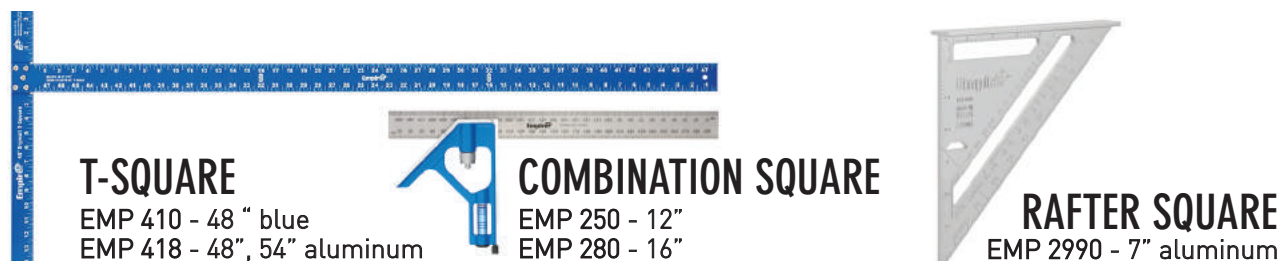
1000' QUARANTINE TAPE



ALUMINUM FAT TOP TRIGGER - FT 130 SERIES

PART NUMBER	FAL 130FT-2.5	FAL 130FT-3	FAL 130FT-4
STEP COUNT (EXCLUDES TOP)	1	2	3
HEIGHT (FT)	2.5	3	4
WEIGHT (LBS)	17	20	25
FLAT TOP	30" x 9.5"		
WEIGHT CAPACITY	As Walkup Bench: 500 lbs; As Scaffold: 300 lbs		

SQUARES



T-SQUARE
EMP 410 - 48" blue
EMP 418 - 48", 54" aluminum

COMBINATION SQUARE
EMP 250 - 12"
EMP 280 - 16"

RAFTER SQUARE
EMP 2990 - 7" aluminum

IRWIN®

Johnson ABRASIVES

ORIGINAL LOCKING C-CLAMPS



PART NUMBER	SIZE	JAW CAPACITY
VIS 6R	6"	2-1/8"
VIS 9DR	9"	4-1/2"
VIS 11R	11"	3-3/8"
VIS 18R	18"	8"


SANDING SHEETS



SERIES	Smooth-Kut	Wet-Kut
MATERIAL	Paper	Cloth
SIZE	3-5/16" x 12" or 4-3/16" x 11-1/4"	
GRIT	80, 100, 120, 150, 180, 220, 240	



JL INDUSTRIES



PROCHALK®



PART NUMBER	COLOR	WEIGHT	STRENGTH
KES 8B	Blue	8oz	Standard
KES 5#B	Blue	5lbs	
KES 8R	Red	8oz	Semi-Permanent
KES 5#R	Red	5lbs	
KES 5#Blk	Black	5lbs	Permanent
KES PM8Red	Red	8oz	
KES PM8Blue	Blue	8oz	
KES PM8Black	Black	8oz	
KES PM103Red	Red	3lbs	
KES PM103Blue	Blue	3lbs	
KES PM103Black	Black	3lbs	

ACCESS PANELS



TM MULTI-PURPOSE

Width Range: 8" - 36"
Height Range: 8" - 36"
Material: 16Ga Steel
Screwdriver Cam Latch
Concealed Hinge
1" Flange Trim



FD FIRE-RATED

Width Range: 8" - 36"
Height Range: 7" - 50"
Material: 16 Ga Frame
2" 20 Ga Insulated Door
Universal Turn Ring Lock
Continuous Hinge
1" Flange Trim

CHALK LINE REELS



KES K1

Line Width: 1.00-1.25mm
Line material: Synthetic
Sliding Door Closure



KES K3X

Line Width: 1.00-1.25mm
Line material: Synthetic
BigMouth® Closure

This is a sampling from our vendors. For access to full product lines or more product information, please contact your local Steeler branch. (Contact info inside back cover).



DOUBLE CUT SHEARS



KETT KD-400 (USE: 18GA CFS)
5.0 Amp; Head: 60-20



KETT KD-440 (USE: 14GA CFS)
5.0 Amp; Head: 40-20



ALUMINUM TELESCOPING PLANK

(Closes to half of extended length);
Load Capacity: 250 lbs
13' - LOU LP-2921-13A
16' - LOU LP-2921-16A



BUILD A TOWER

PK736A - Guardrail
PK735A - 4-pack of Outriggers

Reach different heights with varying combinations of scaffolds (LOU ST0306A and LOU ST0606A pictured right). Only one person required for assembly.

GUARDRAIL

PK736A
Height: 39"

YELLOW ROLLING STEEL SCAFFOLD

PART NUMBER	LOU ST0306A
LOAD CAPACITY	1000 lbs
WEIGHT	118 LBS
HEIGHT	39"
WIDTH	29.625
LENGTH	74



BLUE ROLLING STEEL SCAFFOLD

PART NUMBER	SM1504
LOAD CAPACITY	500 LBS
WEIGHT	50 LBS
HEIGHT	50"
WIDTH	22"
LENGTH	46"



MEASURING TAPES

PICTURE					
PART NUMBER	KOM 416HV	KOM SS125	KOM 7425	KOM 4930	KOM 535C
SIZE	16' x 3/4"	25' x 1"	25' X 1"	30' x 1"	35' x 1"
FEATURES	Ergonomic Case	Stainless Steel Blade	Magnetic End Hook	Ergonomic Case	Chrome Case

TOOLS & ACCESSORIES

TOOLS & ACCESSORIES



NFL HARD HAT



Available in sizes 6-1/2 to 8; Front brim; Accessory slots; Polyethylene material; Other teams available on request!



ADHESIVE & SEALANT			
PART NUMBER	OSI F38	OSI SW325	OSI SC175
APPLICATION	Drywall	Shear & Construction	Draft & Acoustical
TYPE	Adhesive		Sealant
COLOR	Tan	White	
SIZE	28 FL. OZ.		



UTILITY BLADES



SB-92
Box Quantity: 100;
Packed in paper tucks of 5

UTILITY KNIFE



FSG-202
Fixed Blade; Convenient 5 blade storage compartment

BLADE DISPENSER



QBD-324
Contains 75 SB-92 Standard Utility Blades



LASER LEVEL SYSTEMS

PART NUMBER	PLS 180	PLS 3	PLS 5
PICTURE			
COLOR	Red, Green		
ACCURACY	1/8" @ 30'	1/8" @ 100'	1/8" @ 30'
BATTERIES	3 AA Alkaline (included)		
OPERATING HRS	Red: 8; Green: 3	Red: 30; Green: 16	Red: 20; Green: 9
IP RATING	54		
KIT INCLUDES	Magnetic "L" Bracket; UB9 Bracket; SLD Laser Line	Magnetic "L" Bracket; Floor Stand	Magnetic "L" Bracket; Floor Stand; Pendulum Lock Platform

360° CONTINUOUS RED LINE BEAM



PLS H2

Radius: up to 1000ft
Accuracy: 3/32" @ 100'
Operating Hours: 60
Batteries: Alkaline 4D
batteries included



Ramset™

10 SHOT MAGAZINE



RAM XT MAG

.157 diameter pins
*meant to be paired with the XT540 gun

TRIGGER POLE



Meant for use with VIPER4 gun
6' - RAM V4-6
8' - RAM V4-8

For more Ramset products, please see their selection in the Fasteners chapter. (Pages 60-63)



BEST-SELLING BITS



ROT TC1 - glazed ceramic wall tile



ROT XB-DW2 - Fast cuts in drywall



ROT WD1 - Fast cuts in drywall



ROT GP8 - Controlled cuts in drywall (Qty: 8)



ROT XB-MC1 - Cuts in up to 18Ga CFS



ROT ZB8 - Controlled cuts in drywall (Qty: 8)



SPIRAL SAW KIT

PART NUMBER	ROT SS355-10
INCLUDES	Rotosaw™, 3 collets, 2 bits
SAW	Rotosaw™
COLLETS	1/8", 5/32", 1/4"
BITS	(1) Guidepoint ZipBit; (1) Sabercut ZipBit
RPM	30,000
CORD LENGTH	6 FT
VOLTAGE	120V
AMPERAGE	5.5

GAS-POWERED CONCRETE PIN GUN KITS

PART NUMBER	RAM T3MAG	RAM TF1200
PICTURE		
MAGAZINE	45 Pins	40 Pins
PIN DIAMETER	0.125"	0.109"
MAX PIN LENGTH	1"	1-1/2"
KIT INCLUDES	Batteries (QTY 2) & Charger; Safety Glasses; Operator's Manual; Case	

0.27 CALIBER STRIP POWDER-POWERED CONCRETE PIN GUN KITS

PART NUMBER	RAM VIPER 4	RAM COBRA	RAM SA270	RAM XT540
PICTURE				
MAX PIN LENGTH	1-1/2"		3"	
KIT INCLUDES	Safety Glasses; Operator's Manual; Spall Guard; Case			
EXTRAS	2 Cleaning Brushes	Extra Barrel Clip & Pawl	-	2 Extra Piston Return Springs

This is a sampling from our vendors. For access to full product lines or more product information, please contact your local Steeler branch. (Contact info inside back cover).



20 FL. OZ. INVERTED TIP SPRAY PAINT			
COLOR	PART NUMBER	BASE	
Clear	SEY 20-631	Solvent	
White	SEY 20-652	Water	
Fluorescent Red	SEY 20-654		
Safety Green	SEY 20-655		
Fluorescent Orange	SEY 20-657		
Fluorescent Red-Orange	SEY 20-658		
Fluorescent Green	SEY 20-668		
Fluorescent Blue	SEY 20-669		
Utility Yellow	SEY 20-678		
Fluorescent Hot Pink	SEY 20-679		

GALVANIZATION PAINT



SEY 16-845
16 Fl. Oz. Spray Can
ASTM A780 Compliant

OUTLET ADAPTER



COL 09906
Converts 1-to-3 Grounded Outlets; Orange PVC

EXTENSION CORDS			
PART NUMBER/ PICTURE	LENGTH	AMPS	GAUGE/ CONNECTORS
COL 2409 	100'	13	14/3
COL 2588 	50'		12/3
COL 2589 	100'		
COL 4188 	50'	15	12/3
COL 4189 	100'		
COL 9209 			12/3



More Simpson Strong-Tie on pages 30, 33, and 63.

GAS-POWERED PIN GUN



GCN-MEPMAG
Driving Power: 0.125" dia. pins
Driving Range: 1/2"-1-1/2" pins

POWDER-POWERED PIN GUN



PT-27
Fastener Length: 1/2"-2-1/2"
Fastener Type: .300" or 8mm-head



PORTABLE WORK LIGHT




L 33
18-Gauge Cord
500W Halogen Bulb

STEELEER

TOOL SELECTION

STEELEER BIT TIPS (UNIT SIZE: 100 PIECES/BAG; ALSO SOLD INDIVIDUALLY)				
PICTURE	TIP TYPE	PART NUMBER	SIZE #	LENGTH (IN)
	Phillips	BT#1PH-1	1	1
		BT#1PH-RS	1	1
		BT#2PH-1	2	1
		BT#2PH-RS	2	1
		BT#2PH-2	2	2
		BT#2PH-3	2	3
		BT#2PH-6	2	6
		BT#3PH-1	3	1
		BT#3PH-RS	3	1
		BT#4PH-1	4	1
	Square	BT#1SQ-1	1	1
		BT#2SQ-1	2	1
		BT#3SQ-1	3	1
		BT#3SQ-3	3	3

*Part numbers with an "RS" suffix indicate that the bit tip features a reduced shank.


STEELEER MAGNETIC NUT RUNNERS (SOLD INDIVIDUALLY)			
PICTURE	PART NUMBER	NUT DIAMETER (IN)	RUNNER LENGTH (IN)
	MNR 14-118	1/4	1-1/8
	MNR 14-134		1-3/4
	MNR 14-158		1-5/8
	MNR 14-212		2-1/2
	MNR 316-158	3/16	1-5/8
	MNR 316-212		2-1/2
	MNR 316-2916		2-9/16
	MNR 38-134	3/8	1-3/4
	MNR 38-212		2-1/2
	MNR 516-118	5/16	1-1/8
	MNR 516-158		1-5/8
	MNR 516-134		1-3/4
	MNR 516-212	7/16	2-1/2
	MNR 716-134		1-3/4
	MNR 716-212		2-1/2



CHOPSAW BLADES	
PART NUMBER	TYR 30011735
DIMENSIONS	14" diameter x 3/32" kerf x 1" arbor
PACKAGING OPTIONS	Individual: 1 blade
	Box: 10 blades
	Carton: 40 blades



KOM SM5425
25' x 1"

STEELEER MAGNETIC BIT TIP HOLDERS (SOLD INDIVIDUALLY)				
PICTURE	CLOSURE TYPE	PART NUMBER	TIP SHANK WIDTH (IN)	RUNNER LENGTH (IN)
	Metal C-ring (Screw on)	MBTH14-134	1/4	1-3/4
		MBTH14-214		2-1/4
		MBTH14-3		3
		MBTH14-6		6
		MBTH14-8		8
		MBTH14-11 W/O		11

TOOLPRO

TOOLS FOR PROFESSIONALS

WAL-BOARD TOOLS

FIRST IN DRYWALL TOOLS

MAGNESIUM ADJUSTABLE DRYWALL STILTS				
PART NUMBER	TP 01830	TP 02440	TP 03648	TP 04864
WEIGHT (LBS)	13	14	18	?
HEIGHT (IN)	18-30	24-40	36-48	48-64
CAPACITY	Rated Up To 225 lbs			
BUCKLE STRAPS & HEEL PLATES	✓	×	×	×
CALF BRACES	✓	✓	✓	✓
RUBBER SOLES	×	✓	✓	✓

TOOL BAG



TP 00923
10 Pocket Leather Nail & Tool Pouch

MUD APPLICATORS




TAPING KNIVES **JOINT KNIVES**

WAL 18-028 | 8" x 3"
WAL 18-030 | 10" x 3"
WAL 18-032 | 12" x 3"
WAL 18-034 | 14" x 3"

WAL 22-074 | 4"
WAL 22-076 | 6"

DRYWALL CUTTING TOOLS




WAL 04-030
Utility Saw
6" Carbon Steel Blade

WAL 08-001
8-1/2" Circle Cutter
Circle Diameter: 16"

DRYWALL AX



TP 02090
Wedge-shaped blade;
16 in. hardwood handle
3-1/2 in. offset handle for
knuckle clearance

UTILITY KNIVES



Includes 5 Steel Blades
Magnetic Blade Retainer

TP 01030 - Fixed Blade
TP 01040 - Retractable Blade

MAGNOLIA BRUSH



TP 2024
24" Black Plastic Push Broom
M60 Threaded Handle

STEEL ROLL LIFTERS



WAL 03-001
2-1/4" x 15"



WAL 03-003
2-3/4" x 9"

MUD ACCESSORIES



MIXERS
WAL 43-001 | 24"
WAL 43-002 | 36"



PANS
Stainless Steel
WAL 23-002 | 12" x 13-1/2" x 12-1/2"
WAL 23-003 | 14" x 15-1/2" x 14-1/2"

FLOOR SCRAPER



WAL 29-004
Steel Handle; 18" Blade

SANDING TOOLS





Sanding Discs:
TP 11200 - 120 grit
TP 11500 - 150 grit
TP 11800 - 180 grit
TP 12200 - 220 grit

Single-Angled Sponges:
TP 04142 - Fine Grit
TP 04140 - Fine-Medium
TP 04152 - Medium Grit

Dual-Angled Sponges:
TP 04155 - Fine Grit

ACOUSTICAL EYE LAG DRIVER



TP 05032
Pack of 2
Length: 2.7"

POLE SANDER



WAL 35-015
3-1/4" x 9-1/4" Base Plate

ZIPWALL®



DUST BARRIER POLE KIT

ZIP SLP4

Secures 12'H x 30'W dust barrier
Includes 4 poles with parts (heads, plates, and GripDisk™ non-slip pads), 2 zippers, carry bag



HEAVY-DUTY ZIPPER PACK

ZIP HDAZ2

Includes 2 zippers (3"W x 7'L), 2 flap hooks, & ZipperKnife™



COMMERCIAL DOOR KIT

ZIP ZDC

Includes 1 zippered door, 1 roll of tape, & 2 flap hooks;
Fits doors up to 4' x 8'.

3M Science. Applied to Life.™

TAPE



MASKING TAPE

3M 2020 1" - 1" X 60YDS
3M 2020 1-1/2" - 1-1/2" X 60 YDS
3M 2020 2" - 2" X 60 YDS



PAINTERS' TAPE

3M 2090 1" - 1" X 60YDS
3M 2090 1-1/2" - 1-1/2" X 60 YDS
3M 2090 2" - 2" X 60 YDS

PARTICULATE RESPIRATORS

3M 8210 PLUS



3M 8511



SUPER 77



Multipurpose Adhesive
16.7oz Spray Can

1" THICK SANDING SPONGES

PICTURE	3M All Purpose Sanding Sponges	3M All Purpose Multi-Use Sanding Sponges	3M All Purpose Multi-Use Sanding Sponges	3M Drywall Sanding Sponges	3M All Purpose Multi-Use Sanding Sponges
PART NUMBER	3M CP-040	3M CP001	3M 908NA	3M 9093	3M 909NA
GRIT		Fine		Fine/Medium	Medium/Coarse
DIMENSIONS	4.87" x 2.87"			3.75" x 2.625"	

PRODUCT

INDEX

ABRASIVES

Drywall Sander PORTER CABLE	70
Pole Sander WALBOARD	87
Sanding	
Discs TOOLPRO	86
Sheets JOHNSON ABRASIVES	75
Sponges	
TOOLPRO	86
3M	89

ACCESS PANELS JL INDUSTRIES	74
--------------------------------------------	----

ADHESIVES & SEALANTS

Adhesive Spray 3M	89
Draft and Acoustical Sealant OSI	78
Drywall Adhesive OSI	78
Shear & Construction Adhesive OSI	78
Tape 3M	89
Masking	
Painter's	

BEAD

Cornerbead	
AWARD METALS	44
PHILLIPS	46
TRIM-TEX	47
Expansion Control Joint	
PHILLIPS	46
TRIM-TEX	47
L-Bead TRIM-TEX	47
L-Trim AWARD METALS	44

BITS & TIPS

Bit Tips STEELER	84
Eyelag Driver TOOLPRO	86
Hammer Bits	
DEWALT	71
IRWIN	74
Magnetic Bit Tip Holders STEELER	84
Magnetic Nut Runners STEELER	84
Screwdriver Extended Bit DEWALT	68

C-CLAMPS

ARMOR TOOLS	67
IRWIN	74

CARTS ADAPA	66
----------------------------	----

Drywall Carts	
Residential Carts	
Trash Carts	

CLEANING

Broom TOOLPRO	86
Floor Scraper WALBOARD	87

CORDS SOUTHWIRE	83
--------------------------------	----

Outdoor Extension	
Outlet Adapter (3-to-1)	
Twistlock	

CUTTING TOOLS

Cut Out Tool	
DEWALT	70
ROTOZIP	81
Drywall Cutting Tools	
Ax TOOLPRO	86
Circle Cutter WALBOARD	87
Utility Saw WALBOARD	87
Saws DEWALT	69
Saw Blades	
Chopsaw STEELER	84
Circular DEWALT	69
Reciprocating DEWALT	69
Shears KETT	76
Utility Knives	
PACIFIC HANDY CUTTER	79
Blades	
Blade Dispenser	
Knives	
TOOLPRO	86
Knives	

DROPPED CEILINGS

Hanger Wire STEELER	48
Tie Wire U-HANK	50

FASTENERS

Anchors	63
Mechanical SIMPSON STRONG-TIE	
Tie Wire Wedge RAMSET	
Trubolt REDHEAD	
Angle Clips RAMSET	62
Connectors	
SIMPSON STRONG-TIE	33
THE STEEL NETWORK	32
Drywall Nails STEELER	50
Pins RAMSET	
Gas-Powered Pins	61
Powder-Actuated Pins	60
Powder Loads	62
Screws STEELER	
Collated	59
Drywall	56
Hex Head	55
Phillips Head	54
Specialty	57
5# Pails	58

FLOOR PROTECTION

Flooring Paper TRIMACO	51
Cardboard Cover RAMBOARD	50
Plastic Carpet Film TRIMACO	51

GYPSUM BOARD

GEORGIA-PACIFIC	38
NATIONAL GYPSUM	39
PANEL REY	38
QUIETROCK	39

INSULATION

KNAUF INSULATION	42
OWENS CORNING	43

INTERIOR FINISHING | **WALBOARD** ... 87

Mud Applicators	
Joint Knives	
Taping Knives	
Mud Mixers	
Mud Pans	
Steel Roll Lifters	

LADDERS & SCAFFOLDING

Drywall Stilts TOOLPRO	86
Fat Top Triggers FALCON	73
Scaffolds LOUISVILLE	77
Railings	
Steel Scaffolds	
Telescoping Plank LOUISVILLE	77

LASERS

Line Lasers	
DEWALT	67
PACIFIC LASER SYSTEMS	79
Rotary Laser Kit DEWALT	67

LIGHTING | **SOUTHWIRE** ... 83

Portable Work Light	
---------------------	--

MARKING & PAINT

Chalk KESON	75
Liquid Chalk	
Chalk Boxes	
Spray Paint SEYMOUR	82
Inverted Tip, Colored Paint	
Galvanization Paint	

MEASUREMENT

Levels EMPIRE	72
Squares EMPIRE	72
Tape Measures	
KOMELON	76
STEELER	84

PRODUCT

INDEX

MUD

HAMILTON	41
MURCO	40
WESTPAC	41

POWER TOOLS & ACCESSORIES

Adhesive Gun DEWALT	70
Angle Grinder DEWALT	71
Battery Charger DEWALT	68
Battery Pack DEWALT	68
Collated Magazine Attachment DEWALT	68
Combo Kits DEWALT	68
Cut Out Tool + Screwgun + Accessories	
Impact Driver + Accessories	
Impact Driver + Screwgun + Accessories	
Screwgun + Accessories	
Concrete Pin Guns	
RAMSET	
Accessory Trigger Pole	81
Accessory 10 Shot Magazine	81
Guns	80
SIMPSON STRONG-TIE	
Guns	82
Rotary Hammer Kit DEWALT	71
Screwdrivers DEWALT	70
Spade Handle Drill DEWALT	71

SAFETY

Dust Barriers ZIPWALL	88
Commercial Door Kit	
Dust Barrier Pole Kit	
Heavy Duty Zipper Pack	
Hard Hats	
High-Vis ERB	73
NFL Team Series MSA	78
HEPA Dust Extractor DEWALT	70
Particulate Respirators 3M	89
Safety Glasses EDGE	72
Tape EMPIRE	72
Yellow "Barricade"	
Red "Danger"	

STEEL FRAMING

Angle STEELER	23
C-H Studs STEELER	26
Connectors	
SIMPSON STRONG-TIE	33
THE STEEL NETWORK	32
CRC STEELER	24
Curved Steel RADIUS TRACK	31
Custom Brake Shapes STEELER	22
Drift STEELER	20
DWC STEELER	24
FasTab STEELER	18
Fire Track Blocking STEELER	21
Flat Stock STEELER	23
I-Stud STEELER	27
J-Track STEELER	27
JL Track STEELER	27
Notched Track STEELER	18
Ponywall Supports STEELER	28
Pre-Insulated Envirobeam STEELER	30
Rake STEELER	21
RC1 STEELER	25
ReadyTrack SIMPSON STRONG-TIE	30
Slotted Stud STEELER	17
Slotted Track STEELER	20
Smooth Products STEELER	29
Studs & Joists STEELER	16
Track STEELER	19
Z Furring STEELER	23

TOOL BAGS TOOLPRO	86
---------------------------	----

Please note that all non-Steeler items are a sample selection of products to represent the inventory we stock from our vendor partners. Although each branch has varying stock inventory, all branches have access to each vendor's full product line. Please contact your Steeler Sales Representative for more information.

07. SUPPORT

Working with industry leaders to ensure safety & sustainability.



SEPARATE INITIATIVES



The Buy American Act states that any public building or public works project must use goods manufactured in the US only. Of Steeler's multiple steel suppliers, three are BAA compliant. The Buy America Act is much stricter, and requires all mass-transit-related procurements to be both sourced and manufactured in the United States. If your project requires compliance with either of these initiatives, please inquire with your sales representative.

BUILDING TRUST



STEEL IS SUSTAINABLE!



Steel is the most recycled product in the world. We source our steel material from several suppliers, though on average our steel framing products contain a minimum of 25% recycled steel. Unlike wood framing products, steel is 100% recyclable at end of life.

TECHNICAL SUPPORT

All Steeler products undergo rigorous testing for quality assurance. We strive to ensure that we meet or exceed standards of the organizations featured on this page. For code compliance, section properties, design tables, and more resources, please visit <http://www.steeler.com>.



08. CAREERS

Our people are our most important asset. Join the team!

CREDIT BIDDING MARKETING ACCOUNTING HUMAN RESOURCES MANAGEMENT PURCHASING INVENTORY FINANCE
I.T. DELIVERY MACHINING PRODUCTION YARD & FORKLIFT TRANSPORTATION MAINTENANCE MECHANIC RETAIL

PAID
HOLIDAYS &
VACATION

EMPLOYEE
ASSISTANCE
PROGRAM

MEDICAL
& DENTAL
& VISION

COMPETITIVE
SALARY

401K
COMPANY
MATCH

WORK/LIFE
BALANCE

**EXPLORE OUR
OPEN POSITIONS:**

<http://www.steeler.com/careers>

STEELEER

CONSTRUCTION SUPPLY

WASHINGTON

Seattle P 206.725.8500
F 206.725.1100
10023 MLK Jr. Way S

Spokane P 509.926.7403
F 509.928.5741
7903 E Harrington Ave.

Tacoma P 253.572.8200
F 253.572.8400
540 E 15th St.

Redmond P 425.869.5555
F 425.869.5557
9150 Willows Road NE

OREGON

Portland P 503.231.1100
F 503.235.2908
814 SE Market St.

Tigard P 503.431.2000
F 503.431.2311
8185 SW Hunziker St.

CALIFORNIA

Sacramento P 916.483.3600
F 916.483.3018
2901 Orange Grove Ave.

Newark P 510.505.9595
F 510.505.0200
6851 Smith Ave.

Bakersfield P 661.399.3333
F 661.399.0004
6022 State Rd.

San Diego P 619.527.1000
F 619.527.1005
5150 Naranja St.

ARIZONA

Phoenix P 623.848.0007
F 623.848.3055
4851 W Camelback Rd.

Tucson P 520.690.0077
F 520.292.1037
4011 N Runway Dr.

MONTANA

Belgrade P 406.388.9000
F 406.388.9600
101 Sunfield Dr.

BRITISH COLUMBIA

Delta P 604.940.1332
F 604.940.1334
8288 River Way

General Inquiries
Technical Support
Sales
Credit

hello@steeler.com
engineering@steeler.com
sales@steeler.com
credit@steeler.com

Typically serving the United States, Canada, Mexico, and the Pacific Rim.
Please inquire for distribution outside of our branch locations.



#SucceedWithSteeler